



Equitable Life Invesco International Companies Fund B

Fund Overview

The objective of the segregated fund is to invest in units of the Invesco Oppenheimer International Growth Fund or a substantially similar fund. The underlying fund objective is to seek to provide strong capital growth over the long term. The fund invests primarily in securities of issuers located outside of Canada and the United States.

Risk Rating



Product Availability

Pivotal Solutions II

Date of Inception:

September 2006

Net Asset Value per Unit:

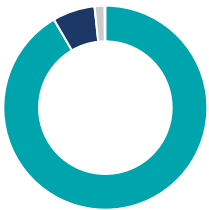
\$14.77 (12/23/2024)
Change: \$0.06 (0.37%) ▲

Estimated Management Expense Ratio (MER)[†]:

3.67%

As of October 31, 2024

Asset Allocation (%)



Asset	%
International Equity	91.6
US Equity	6.7
Cash and Equivalents	1.6
Canadian Government Bonds	0.1

Sector Allocation (%)



Sector	%
Industrial Goods	27.1
Technology	19.1
Consumer Services	18.3
Healthcare	15.5
Consumer Goods	7.4
Industrial Services	4.9
Financial Services	4.7
Energy	3.0

Geographic Allocation (%)

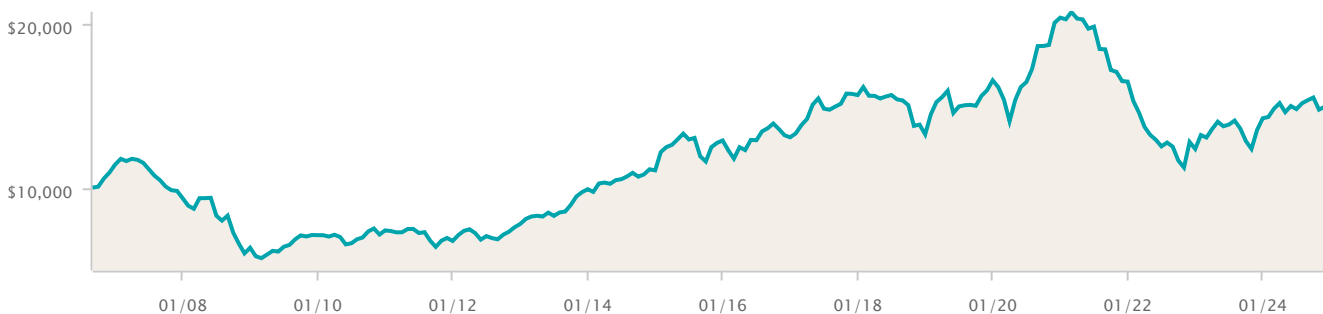


Region	%
Europe	70.8
Asia	20.9
North America	8.3

Growth of \$10,000

As of November 30, 2024

\$14,935





Equitable Life Invesco International Companies Fund B

Top 10 Holdings (%)

As of October 31, 2024

Name	%
Novo Nordisk A/S CI B	3.47
Next PLC	3.17
London Stock Exchange Group PLC	3.14
Reliance Industries Ltd	2.99
Compass Group PLC	2.87
Epiroc AB CI A	2.86
Flutter Entertainment PLC	2.77
Resmed Inc	2.75
ASML Holding NV	2.73
Ferguson Enterprises Inc	2.52

Calendar Return (%)

As of November 30, 2024

Period	2023	2022	2021	2020	2019	2018	2017	2016	2015	2014
Fund	15.12	-24.93	-19.14	23.10	24.86	-15.32	19.69	1.51	16.49	11.59
Quartile	1	4	4	1	1	4	2	1	2	1

Compound Return (%)

As of November 30, 2024

Period	1 mth	3 mths	6 mths	1 yr	3 yr	5 yr	10 yr
Fund	1.22	-2.58	-0.27	10.49	-3.26	-1.29	2.99
Quartile	1	4	4	4	4	4	4

Fund Information

Description	DSC
Pivotal Solutions II	EQU430

Fund Category

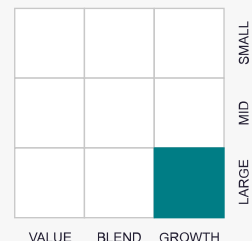
International Equity

Portfolio Manager

Invesco Canada Ltd.

Investment Style

Equity



Sustainable Investments include investments that intend to apply one or more ESG (Environmental, Social and Governance) principles in their investment strategy.

* indicates simulated returns given that the Equitable Life segregated fund was not available for these periods. Simulated returns reflect the past investment performance of the underlying fund, with estimated adjustments made for applicable Management Expense Ratios (MER) and HST. Simulated returns are not a guarantee of future performance of the underlying fund or the Equitable Life segregated fund.

† Management Expense Ratios (MERs) are based on figures as of January 1st of the current year and are unaudited. MERs may vary at any time. The MER is the combination of the management fee, insurance fee, operating expenses, HST, and any other applicable sales tax for the fund and for the underlying fund.

All returns are calculated after taking expenses, management and administration fees into account. ANY AMOUNT THAT IS ALLOCATED TO A SEGREGATED FUND IS INVESTED AT THE RISK OF THE OWNER AND MAY INCREASE OR DECREASE IN VALUE. Segregated fund values change frequently, and past performance does not guarantee future results.

Pivotal Select, Together Protecting Today – Preparing Tomorrow, Equitable Life, and Equitable Life of Canada are trademarks of The Equitable Life Insurance Company of Canada.

This information is being provided to you for general information purposes only. Equitable Life of Canada and its representatives have no control over the function or design of the software which has assembled these reports and they may not contain accurate or current unit values.