



# Equitable Life Quotential Diversified Equity Portfolio B

## Fund Overview

The objective of the segregated fund is to invest in units of the Franklin Quotential Diversified Equity Portfolio or a substantially similar fund. The underlying fund objective is long-term capital appreciation by investing primarily in a diversified mix of equity mutual funds.

## Risk Rating



### Product Availability

Pivotal Solutions II

### Date of Inception:

September 2006

### Net Asset Value per Unit:

**\$24.94** (12/23/2024)  
Change: \$0.13 (0.53%) ▲

### Estimated Management Expense Ratio (MER)<sup>†</sup>:

3.65%

As of September 30, 2024

## Asset Allocation (%)



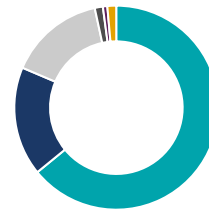
Asset	%
US Equity	60.6
International Equity	34.6
Canadian Equity	2.7
Cash and Equivalents	1.9
Income Trust Units	0.2

## Sector Allocation (%)



Sector	%
Technology	41.0
Financial Services	15.1
Healthcare	11.8
Consumer Services	8.6
Consumer Goods	8.2
Industrial Goods	7.8
Basic Materials	3.8
Industrial Services	3.7

## Geographic Allocation (%)

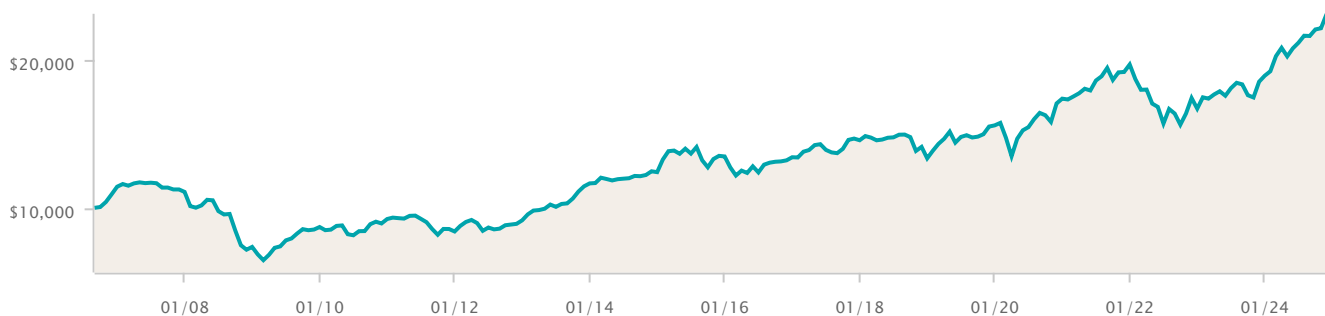


Region	%
North America	64.1
Europe	17.3
Asia	15.2
Latin America	1.3
Africa and Middle East	0.7
Other	1.4

## Growth of \$10,000

As of November 30, 2024

\$23,119





# Equitable Life Quotential Diversified Equity Portfolio B

## Top 10 Holdings (%)

As of September 30, 2024

Name	%
Franklin U.S. Core Equity Fund Series O	19.03
Franklin FTSE U.S. Index ETF (FLAM)	13.46
Franklin International Core Equity Fund Series O	10.01
SPDR Portfolio S&P 500 Value ETF (SPYV)	9.81
Franklin U.S. Rising Dividends Fund Series A	8.96
Franklin U.S. Opportunities Fund Series A	7.13
Franklin International Equity Index ETF (FLUR)	7.09
Templeton Emerging Markets Fund Series O	6.98
Franklin ClearBridge U.S. Sust Leaders Fund Ser O	5.78
Franklin Emerging Markets Core Equity Fund Ser O	4.64

## Calendar Return (%)

As of November 30, 2024

Period	2023	2022	2021	2020	2019	2018	2017	2016	2015	2014
Fund	13.32	-15.16	13.29	11.61	16.72	-8.41	8.58	-0.39	8.55	6.54
Quartile	2	3	3	2	3	4	3	3	3	4

## Compound Return (%)

As of November 30, 2024

Period	1 mth	3 mths	6 mths	1 yr	3 yr	5 yr	10 yr
Fund	4.34	6.86	11.16	24.71	6.39	8.32	6.37
Quartile	2	2	2	2	3	2	3

## Fund Information

Description	DSC
Pivotal Solutions II	EQU424

### Fund Category

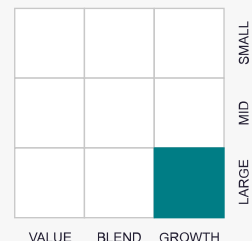
Global Equity

### Portfolio Manager

Franklin Templeton Investments Corp.

### Investment Style

Equity



Sustainable Investments include investments that intend to apply one or more ESG (Environmental, Social and Governance) principles in their investment strategy.

\* indicates simulated returns given that the Equitable Life segregated fund was not available for these periods. Simulated returns reflect the past investment performance of the underlying fund, with estimated adjustments made for applicable Management Expense Ratios (MER) and HST. Simulated returns are not a guarantee of future performance of the underlying fund or the Equitable Life segregated fund.

† Management Expense Ratios (MERs) are based on figures as of January 1st of the current year and are unaudited. MERs may vary at any time. The MER is the combination of the management fee, insurance fee, operating expenses, HST, and any other applicable sales tax for the fund and for the underlying fund.

All returns are calculated after taking expenses, management and administration fees into account. ANY AMOUNT THAT IS ALLOCATED TO A SEGREGATED FUND IS INVESTED AT THE RISK OF THE OWNER AND MAY INCREASE OR DECREASE IN VALUE. Segregated fund values change frequently, and past performance does not guarantee future results.

Pivotal Select, Together Protecting Today – Preparing Tomorrow, Equitable Life, and Equitable Life of Canada are trademarks of The Equitable Life Insurance Company of Canada.

This information is being provided to you for general information purposes only. Equitable Life of Canada and its representatives have no control over the function or design of the software which has assembled these reports and they may not contain accurate or current unit values.