

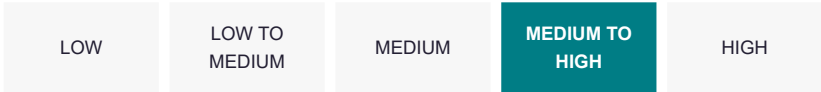


Equitable Life Dynamic Asia Pacific Equity Fund

Fund Overview

The objective of the segregated fund is to invest in units of the Dynamic Asia Pacific Equity Fund or a substantially similar fund. The underlying fund objective is to achieve long-term capital growth primarily through investments in equity securities of businesses in the Far East.

Risk Rating



Product Availability

Pivotal Solutions and Personal Investment Portfolio

Date of Inception:

September 2006

Net Asset Value per Unit:

\$17.39 (08/29/2025)

Change: -\$0.16 (-0.89%) ▼

Estimated Management Expense Ratio (MER)[†]:

3.29%

As of May 31, 2025

Asset Allocation (%)



Asset	%
International Equity	97.9
Cash and Equivalents	2.1

Sector Allocation (%)



Sector	%
Financial Services	31.9
Technology	23.1
Consumer Goods	16.1
Industrial Goods	8.2
Consumer Services	7.2
Basic Materials	7.2
Healthcare	3.8
Real Estate	2.5

Geographic Allocation (%)

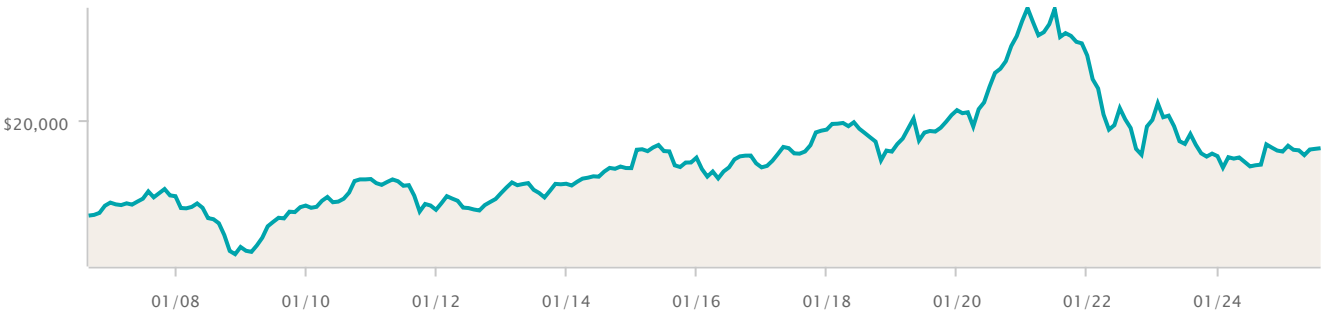


Region	%
Asia	93.3
Europe	4.7
North America	2.0

Growth of \$10,000

As of July 31, 2025

\$17,059





Equitable Life Dynamic Asia Pacific Equity Fund

Top 10 Holdings (%)

As of May 31, 2025

Name	%
Taiwan Semiconductor Manufactrg Co Ltd - ADR	8.18
Samsung Electronics Co Ltd	4.36
Keyence Corp	3.95
HDFC Bank Ltd - ADR	3.59
Mitsubishi UFJ Financial Group Inc	3.44
Tencent Holdings Ltd	3.39
AIA Group Ltd	3.18
Nippon Sanso Holdings Corp	3.12
Australia New Zealand Banking Grp Ltd	3.09
DBS Group Holdings Ltd	2.85

Calendar Return (%)

As of July 31, 2025

Period	2024	2023	2022	2021	2020	2019	2018	2017	2016	2015
Fund	2.98	-18.94	-25.21	-11.83	44.28	25.98	-12.12	26.25	-6.33	7.33
Quartile	4	4	4	4	2	1	4	1	4	4

Compound Return (%)

As of July 31, 2025

Period	1 mth	3 mths	6 mths	1 yr	3 yr	5 yr	10 yr
Fund	0.39	4.44	-1.48	11.71	-5.29	-7.32	0.20
Quartile	4	4	4	4	4	4	4

Fund Information

Description	DSC	Heaped NL	Level NL
Pivotal Solutions	EQU531	EQU231	EQU331
Personal Investment Portfolio	EQU131	-	-

Fund Category

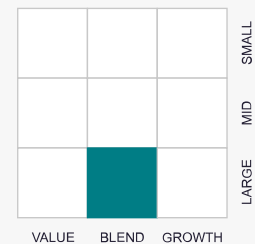
Asia Pacific Equity

Portfolio Manager

1832 Asset Management L.P.

Investment Style

Equity



Sustainable Investments include investments that intend to apply one or more ESG (Environmental, Social and Governance) principles in their investment strategy.

* indicates simulated returns given that the Equitable Life segregated fund was not available for these periods. Simulated returns reflect the past investment performance of the underlying fund, with estimated adjustments made for applicable Management Expense Ratios (MER) and HST. Simulated returns are not a guarantee of future performance of the underlying fund or the Equitable Life segregated fund.

† Management Expense Ratios (MERs) are based on figures as of January 1st of the current year and are unaudited. MERs may vary at any time. The MER is the combination of the management fee, insurance fee, operating expenses, HST, and any other applicable sales tax for the fund and for the underlying fund.

All returns are calculated after taking expenses, management and administration fees into account. ANY AMOUNT THAT IS ALLOCATED TO A SEGREGATED FUND IS INVESTED AT THE RISK OF THE OWNER AND MAY INCREASE OR DECREASE IN VALUE. Segregated fund values change frequently, and past performance does not guarantee future results.

Pivotal Select, Together Protecting Today – Preparing Tomorrow, Equitable Life, and Equitable Life of Canada are trademarks of The Equitable Life Insurance Company of Canada.

This information is being provided to you for general information purposes only. Equitable Life of Canada and its representatives have no control over the function or design of the software which has assembled these reports and they may not contain accurate or current unit values.