

Fund Overview

The objective of the segregated fund is to invest in units of the Templeton Growth Fund or a substantially similar fund. The underlying fund objective seeks to achieve long-term capital appreciation by investing primarily in equity securities of companies around the world, and fixed income securities issued by governments or companies of any country. The fund may invest in any country or industry in any proportion.

Risk Rating



Product Availability

Pivotal Solutions and Personal Investment Portfolio

Date of Inception:

April 1999

Net Asset Value per Unit:

\$19.46 (12/23/2024)
Change: \$0.11 (0.58%) ▲

Estimated Management Expense Ratio (MER)[†]:

3.36%

As of September 30, 2024

Asset Allocation (%)



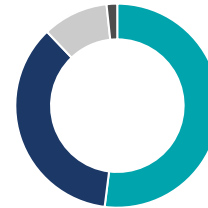
Asset	%
International Equity	48.0
US Equity	46.4
Cash and Equivalents	4.4
Canadian Equity	1.2

Sector Allocation (%)



Sector	%
Technology	32.0
Healthcare	14.8
Financial Services	14.6
Consumer Services	12.3
Industrial Goods	11.7
Energy	5.3
Consumer Goods	4.9
Cash and Cash Equivalent	4.4

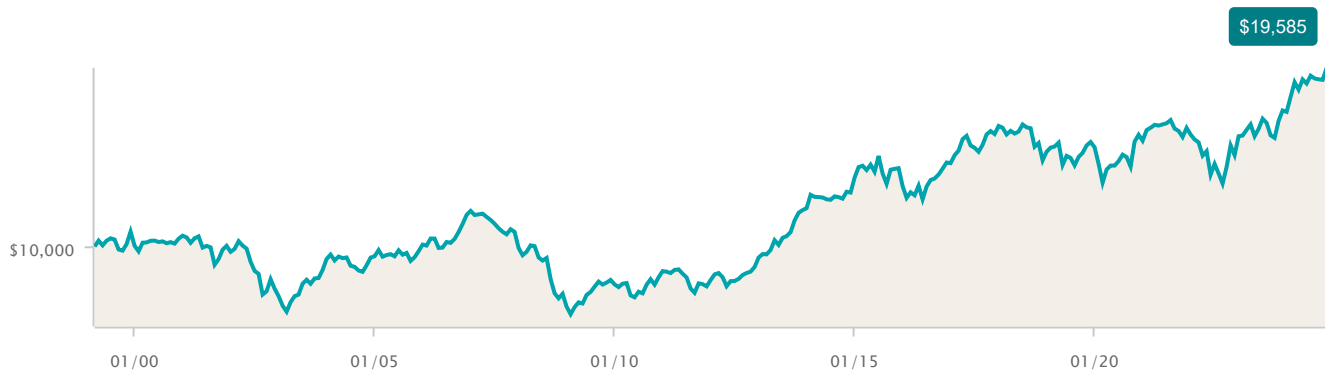
Geographic Allocation (%)



Region	%
North America	52.0
Europe	35.9
Asia	10.4
Other	1.7

Growth of \$10,000

As of November 30, 2024



Top 10 Holdings (%)

As of September 30, 2024

Name	%
CASH	4.39
AstraZeneca PLC	3.85
UnitedHealth Group Inc	3.30
Taiwan Semiconductor Manufactrg Co Ltd - ADR	3.13
Microsoft Corp	3.01
PNC Financial Services Group Inc	2.98
Unilever PLC	2.91
Amazon.com Inc	2.88
Rolls-Royce Holdings PLC	2.87
TJX Cos Inc	2.83

Calendar Return (%)

As of November 30, 2024

Period	2023	2022	2021	2020	2019	2018	2017	2016	2015	2014
Fund	16.03	-8.87	2.30	2.49	6.73	-8.81	10.54	2.15	10.15	7.88
Quartile	1	2	4	4	4	4	2	2	3	3

Compound Return (%)

As of November 30, 2024

Period	1 mth	3 mths	6 mths	1 yr	3 yr	5 yr	10 yr
Fund	3.35	2.93	3.22	16.93	7.24	4.89	4.23
Quartile	3	4	4	4	3	4	4

Fund Information

Description	DSC	Heaped NL	Level NL
Pivotal Solutions	EQU510	EQU210	EQU310
Personal Investment Portfolio	EQU110	-	-

Fund Category

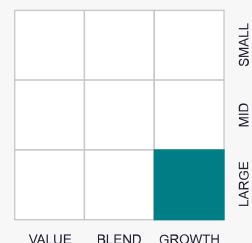
Global Equity

Portfolio Manager

Franklin Templeton Investments Corp.

Investment Style

Equity



 Sustainable Investments include investments that intend to apply one or more ESG (Environmental, Social and Governance) principles in their investment strategy.

* indicates simulated returns given that the Equitable Life segregated fund was not available for these periods. Simulated returns reflect the past investment performance of the underlying fund, with estimated adjustments made for applicable Management Expense Ratios (MER) and HST. Simulated returns are not a guarantee of future performance of the underlying fund or the Equitable Life segregated fund.

† Management Expense Ratios (MERs) are based on figures as of January 1st of the current year and are unaudited. MERs may vary at any time. The MER is the combination of the management fee, insurance fee, operating expenses, HST, and any other applicable sales tax for the fund and for the underlying fund.

All returns are calculated after taking expenses, management and administration fees into account. ANY AMOUNT THAT IS ALLOCATED TO A SEGREGATED FUND IS INVESTED AT THE RISK OF THE OWNER AND MAY INCREASE OR DECREASE IN VALUE. Segregated fund values change frequently, and past performance does not guarantee future results.

Pivotal Select, Together Protecting Today – Preparing Tomorrow, Equitable Life, and Equitable Life of Canada are trademarks of The Equitable Life Insurance Company of Canada.

This information is being provided to you for general information purposes only. Equitable Life of Canada and its representatives have no control over the function or design of the software which has assembled these reports and they may not contain accurate or current unit values.