

Fund Overview

The objective of the segregated fund is to invest in units of the Franklin ClearBridge Canadian Equity Fund or a substantially similar fund. The underlying fund objective is long-term capital appreciation by investing primarily in a diversified portfolio of mid- to large-capitalization Canadian equities.

Risk Rating



Product Availability

Pivotal Solutions and Personal Investment Portfolio

Date of Inception:

September 2006

Net Asset Value per Unit:

\$12.18 (12/23/2024)

Change: \$0.07 (0.54%) ▲

Estimated Management Expense Ratio (MER)[†]:

3.25%

As of September 30, 2024

Asset Allocation (%)



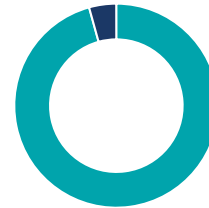
Asset	%
Canadian Equity	93.3
Cash and Equivalents	2.8
US Equity	1.7
International Equity	1.7
Income Trust Units	0.5

Sector Allocation (%)



Sector	%
Financial Services	34.2
Energy	12.6
Industrial Services	11.8
Utilities	11.3
Consumer Services	11.2
Technology	7.2
Basic Materials	6.3
Telecommunications	5.4

Geographic Allocation (%)



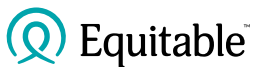
Region	%
North America	95.7
Other	4.3

Growth of \$10,000

As of November 30, 2024

\$12,626





Equitable Life Bissett Canadian Equity Fund

Top 10 Holdings (%)

As of September 30, 2024

Name	%
Toronto-Dominion Bank	5.76
Royal Bank of Canada	5.73
Canadian Pacific Kansas City Ltd	4.07
Fortis Inc	3.70
Bank of Montreal	3.66
Canadian National Railway Co	3.64
Alimentation Couche-Tard Inc	3.43
Bank of Nova Scotia	3.39
Telus Corp	2.85
Enbridge Inc	2.85

Calendar Return (%)

As of November 30, 2024

Period	2023	2022	2021	2020	2019	2018	2017	2016	2015	2014
Fund	6.50	-0.40	25.08	-3.76	17.80	-12.19	1.49	16.55	-7.76	5.44
Quartile	4	1	1	4	3	4	4	2	4	4

Compound Return (%)

As of November 30, 2024

Period	1 mth	3 mths	6 mths	1 yr	3 yr	5 yr	10 yr
Fund	4.85	6.80	11.27	20.94	9.19	8.32	5.27
Quartile	4	4	4	4	2	4	4

Fund Information

Description	DSC	Heaped NL	Level NL
Pivotal Solutions	EQU527	EQU227	EQU327
Personal Investment Portfolio	EQU127	-	-

Fund Category

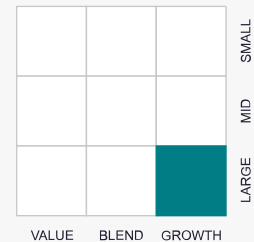
Canadian Equity

Portfolio Manager

Franklin Templeton Investments Corp.

Investment Style

Equity



Sustainable Investments include investments that intend to apply one or more ESG (Environmental, Social and Governance) principles in their investment strategy.

* indicates simulated returns given that the Equitable Life segregated fund was not available for these periods. Simulated returns reflect the past investment performance of the underlying fund, with estimated adjustments made for applicable Management Expense Ratios (MER) and HST. Simulated returns are not a guarantee of future performance of the underlying fund or the Equitable Life segregated fund.

† Management Expense Ratios (MERs) are based on figures as of January 1st of the current year and are unaudited. MERs may vary at any time. The MER is the combination of the management fee, insurance fee, operating expenses, HST, and any other applicable sales tax for the fund and for the underlying fund.

All returns are calculated after taking expenses, management and administration fees into account. ANY AMOUNT THAT IS ALLOCATED TO A SEGREGATED FUND IS INVESTED AT THE RISK OF THE OWNER AND MAY INCREASE OR DECREASE IN VALUE. Segregated fund values change frequently, and past performance does not guarantee future results.

Pivotal Select, Together Protecting Today – Preparing Tomorrow, Equitable Life, and Equitable Life of Canada are trademarks of The Equitable Life Insurance Company of Canada.

This information is being provided to you for general information purposes only. Equitable Life of Canada and its representatives have no control over the function or design of the software which has assembled these reports and they may not contain accurate or current unit values.