



Equitable Life Quotential Diversified Equity Portfolio

Fund Overview

The objective of the segregated fund is to invest in units of the Franklin Quotential Diversified Equity Portfolio or a substantially similar fund. The underlying fund objective is long-term capital appreciation by investing primarily in a diversified mix of equity mutual funds.

Risk Rating



Product Availability

Pivotal Solutions and Personal Investment Portfolio

Date of Inception:

January 2005

Net Asset Value per Unit:

\$26.39 (08/29/2025)
Change: -\$0.19 (-0.73%) ▼

Estimated Management Expense Ratio (MER)[†]:

3.54%

As of July 31, 2025

Asset Allocation (%)



Asset	%
US Equity	61.8
International Equity	32.9
Canadian Equity	3.8
Cash and Equivalents	1.4
Foreign Corporate Bonds	0.1

Sector Allocation (%)



Sector	%
Technology	37.7
Exchange Traded Fund	18.7
Mutual Fund	12.1
Financial Services	9.6
Consumer Services	5.8
Healthcare	5.3
Industrial Goods	4.2
Other	6.6

Geographic Allocation (%)

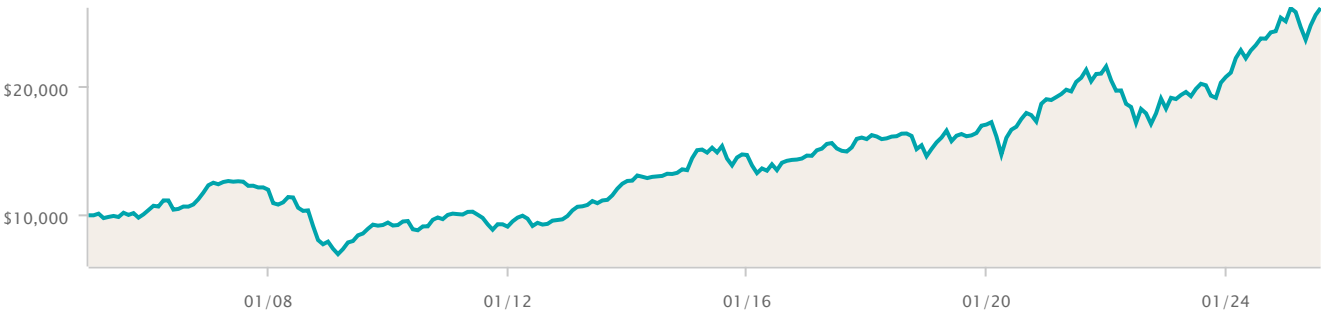


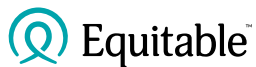
Region	%
North America	66.2
Europe	16.6
Asia	8.0
Latin America	1.2
Africa and Middle East	0.5
Other	7.5

Growth of \$10,000

As of July 31, 2025

\$26,022





Equitable Life Quotential Diversified Equity Portfolio

Top 10 Holdings (%)

As of July 31, 2025

Name	%
Franklin U.S. Core Equity Fund Series O	24.93
Franklin FTSE U.S. Index ETF (FLAM)	12.78
Franklin International Core Equity Fund Series O	11.60
Franklin Putnam U.S. Large Cap Value Fund Series O	8.59
Franklin U.S. Opportunities Fund Series O	8.04
Templeton Emerging Markets Fund Series O	6.02
Franklin International Equity Index ETF (FLUR)	5.89
Franklin U.S. Rising Dividends Fund Series O	5.08
Franklin ClearBridge Intl Gth Fd Ser O	4.64
Franklin ClearBridge U.S. Sust Leaders Fund Ser O	4.46

Calendar Return (%)

As of July 31, 2025

Period	2024	2023	2022	2021	2020	2019	2018	2017	2016	2015
Fund	20.80	13.42	-15.16	13.36	11.50	16.80	-8.31	8.71	-0.32	8.70
Quartile	2	2	3	3	2	3	4	3	3	3

Compound Return (%)

As of July 31, 2025

Period	1 mth	3 mths	6 mths	1 yr	3 yr	5 yr	10 yr
Fund	2.10	10.41	0.04	9.94	12.62	8.33	5.42
Quartile	2	2	3	3	3	3	3

Fund Information

Description	DSC	Heaped NL	Level NL
Pivotal Solutions	EQU524	EQU224	EQU324
Personal Investment Portfolio	EQU124	-	-

Fund Category

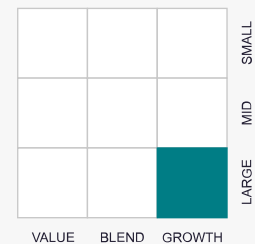
Global Equity

Portfolio Manager

Franklin Templeton Investments Corp.

Investment Style

Equity



Sustainable Investments include investments that intend to apply one or more ESG (Environmental, Social and Governance) principles in their investment strategy.

* indicates simulated returns given that the Equitable Life segregated fund was not available for these periods. Simulated returns reflect the past investment performance of the underlying fund, with estimated adjustments made for applicable Management Expense Ratios (MER) and HST. Simulated returns are not a guarantee of future performance of the underlying fund or the Equitable Life segregated fund.

† Management Expense Ratios (MERs) are based on figures as of January 1st of the current year and are unaudited. MERs may vary at any time. The MER is the combination of the management fee, insurance fee, operating expenses, HST, and any other applicable sales tax for the fund and for the underlying fund.

All returns are calculated after taking expenses, management and administration fees into account. ANY AMOUNT THAT IS ALLOCATED TO A SEGREGATED FUND IS INVESTED AT THE RISK OF THE OWNER AND MAY INCREASE OR DECREASE IN VALUE. Segregated fund values change frequently, and past performance does not guarantee future results.

Pivotal Select, Together Protecting Today – Preparing Tomorrow, Equitable Life, and Equitable Life of Canada are trademarks of The Equitable Life Insurance Company of Canada.

This information is being provided to you for general information purposes only. Equitable Life of Canada and its representatives have no control over the function or design of the software which has assembled these reports and they may not contain accurate or current unit values.