

Fund Overview

The objective of the segregated fund is to invest in units of the Franklin Quotential Growth Portfolio or a substantially similar fund. The underlying fund objective is long-term capital appreciation by investing primarily in a diversified mix of equity mutual funds, with additional stability derived from investing in fixed income mutual funds.

Risk Rating



Product Availability

Pivotal Solutions and Personal Investment Portfolio

Date of Inception:

January 2005

Net Asset Value per Unit:

\$22.46 (12/23/2024)
Change: \$0.09 (0.40%) ▲

Estimated Management Expense Ratio (MER)[†]:

3.38%

As of September 30, 2024

Asset Allocation (%)



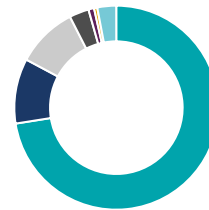
Asset	%
US Equity	41.3
International Equity	21.5
Canadian Equity	20.5
Canadian Government Bonds	5.2
Cash and Equivalents	4.2
Canadian Corporate Bonds	3.7
Foreign Bonds - Other	2.1
Foreign Corporate Bonds	1.5

Sector Allocation (%)



Sector	%
Technology	40.9
Financial Services	15.1
Fixed Income	14.4
Healthcare	7.3
Consumer Services	7.0
Consumer Goods	5.4
Energy	5.0
Industrial Goods	4.9

Geographic Allocation (%)



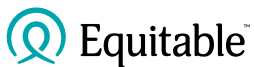
Region	%
North America	72.5
Europe	10.3
Asia	9.7
Multi-National	3.1
Latin America	0.9
Africa and Middle East	0.5
Other	3.0

Growth of \$10,000

As of November 30, 2024

\$22,665





Equitable Life Quotential Growth Portfolio

Top 10 Holdings (%)

As of September 30, 2024

Name	%
Franklin U.S. Core Equity Fund Series O	11.87
Franklin FTSE U.S. Index ETF (FLAM)	8.45
Franklin ClearBridge Canadian Equity Fund A	8.14
Franklin Canadian Core Plus Bd Fd A	7.15
Franklin Canadian Core Equity Fund Series O	6.34
SPDR Portfolio S&P 500 Value ETF (SPYV)	6.15
Franklin International Core Equity Fund Series O	5.82
Franklin FTSE Canada All Cap Index ETF (FLCD)	5.77
Franklin U.S. Rising Dividends Fund Series A	5.62
Templeton Emerging Markets Fund Series O	4.79

Calendar Return (%)

As of November 30, 2024

Period	2023	2022	2021	2020	2019	2018	2017	2016	2015	2014
Fund	10.26	-12.62	12.76	7.42	12.79	-7.82	6.54	1.10	5.58	6.51
Quartile	2	3	2	3	3	4	3	4	2	4

Compound Return (%)

As of November 30, 2024

Period	1 mth	3 mths	6 mths	1 yr	3 yr	5 yr	10 yr
Fund	4.09	6.25	10.62	21.51	5.43	6.71	4.98
Quartile	1	1	2	2	2	2	3

Fund Information

Description	DSC	Heaped NL	Level NL
Pivotal Solutions	EQU525	EQU225	EQU325
Personal Investment Portfolio	EQU125	-	-

Fund Category

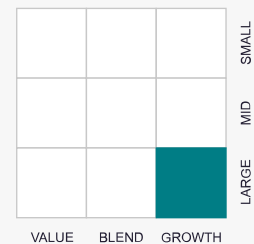
Global Equity Balanced

Portfolio Manager

Franklin Templeton Investments Corp.

Investment Style

Equity



Sustainable Investments include investments that intend to apply one or more ESG (Environmental, Social and Governance) principles in their investment strategy.

* indicates simulated returns given that the Equitable Life segregated fund was not available for these periods. Simulated returns reflect the past investment performance of the underlying fund, with estimated adjustments made for applicable Management Expense Ratios (MER) and HST. Simulated returns are not a guarantee of future performance of the underlying fund or the Equitable Life segregated fund.

† Management Expense Ratios (MERs) are based on figures as of January 1st of the current year and are unaudited. MERs may vary at any time. The MER is the combination of the management fee, insurance fee, operating expenses, HST, and any other applicable sales tax for the fund and for the underlying fund.

All returns are calculated after taking expenses, management and administration fees into account. ANY AMOUNT THAT IS ALLOCATED TO A SEGREGATED FUND IS INVESTED AT THE RISK OF THE OWNER AND MAY INCREASE OR DECREASE IN VALUE. Segregated fund values change frequently, and past performance does not guarantee future results.

Pivotal Select, Together Protecting Today – Preparing Tomorrow, Equitable Life, and Equitable Life of Canada are trademarks of The Equitable Life Insurance Company of Canada.

This information is being provided to you for general information purposes only. Equitable Life of Canada and its representatives have no control over the function or design of the software which has assembled these reports and they may not contain accurate or current unit values.