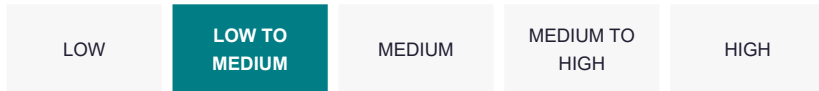


Fund Overview

The objective of the segregated fund is to invest in units of the Franklin ClearBridge Dividend Income Fund or a substantially similar fund. The underlying fund objective is high current income by investing primarily in Canadian and American dividend paying preferred and common stocks and, from time to time bonds, up to a maximum of 25% of the fund's total assets.

Risk Rating



Product Availability

Pivotal Solutions and Personal Investment Portfolio

Date of Inception:

January 2004

Net Asset Value per Unit:

\$28.38 (12/23/2024)

Change: \$0.09 (0.31%) ▲

Estimated Management Expense Ratio (MER)[†]:

2.94%

As of September 30, 2024

Asset Allocation (%)



Asset	%
Canadian Equity	58.5
US Equity	19.0
Canadian Corporate Bonds	13.3
Income Trust Units	4.1
Cash and Equivalents	2.3
Canadian Government Bonds	1.8
International Equity	1.0

Sector Allocation (%)



Sector	%
Financial Services	38.8
Fixed Income	15.0
Energy	12.2
Utilities	8.8
Industrial Services	7.6
Technology	6.6
Consumer Services	5.6
Basic Materials	5.4

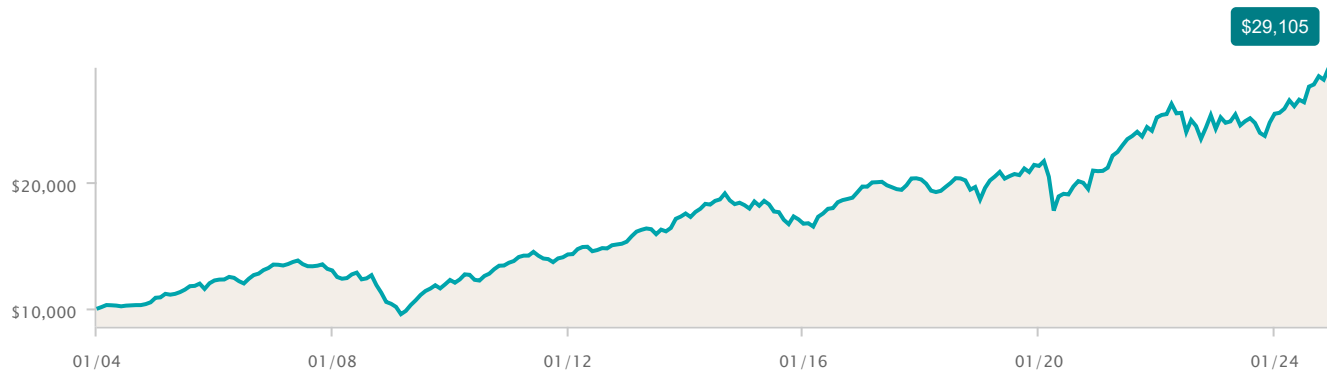
Geographic Allocation (%)



Region	%
North America	96.4
Latin America	2.3
Europe	0.4
Other	0.9

Growth of \$10,000

As of November 30, 2024





Equitable Life Bissett Dividend Income Fund

Top 10 Holdings (%)

As of September 30, 2024

Name	%
Royal Bank of Canada	4.25
Toronto-Dominion Bank	3.73
Canadian National Railway Co	2.62
Bank of Montreal	2.62
Canadian Utilities Ltd CIA	2.50
Enbridge Inc	2.38
Fortis Inc	2.35
Canadian Pacific Kansas City Ltd	2.33
Bank of Nova Scotia	2.16
Telus Corp	2.13

Calendar Return (%)

As of November 30, 2024

Period	2023	2022	2021	2020	2019	2018	2017	2016	2015	2014
Fund	4.90	-3.55	20.35	-1.94	14.27	-7.86	2.87	17.60	-8.10	3.78
Quartile	4	1	1	4	2	3	4	1	4	4

Compound Return (%)

As of November 30, 2024

Period	1 mth	3 mths	6 mths	1 yr	3 yr	5 yr	10 yr
Fund	3.27	4.69	9.43	17.47	6.45	6.32	4.68
Quartile	4	4	4	3	2	3	4

Fund Information

Description	DSC	Heaped NL	Level NL
Pivotal Solutions	EQU516	EQU216	EQU316
Personal Investment Portfolio	EQU116	-	-

Fund Category

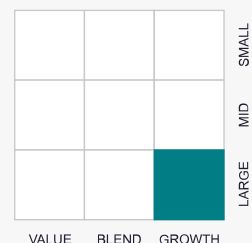
Canadian Equity Balanced

Portfolio Manager

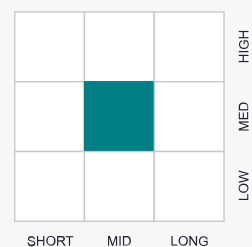
Franklin Templeton Investments Corp.

Investment Style

Equity



Fixed Income



Sustainable Investments include investments that intend to apply one or more ESG (Environmental, Social and Governance) principles in their investment strategy.

* indicates simulated returns given that the Equitable Life segregated fund was not available for these periods. Simulated returns reflect the past investment performance of the underlying fund, with estimated adjustments made for applicable Management Expense Ratios (MER) and HST. Simulated returns are not a guarantee of future performance of the underlying fund or the Equitable Life segregated fund.

† Management Expense Ratios (MERs) are based on figures as of January 1st of the current year and are unaudited. MERs may vary at any time. The MER is the combination of the management fee, insurance fee, operating expenses, HST, and any other applicable sales tax for the fund and for the underlying fund.

All returns are calculated after taking expenses, management and administration fees into account. ANY AMOUNT THAT IS ALLOCATED TO A SEGREGATED FUND IS INVESTED AT THE RISK OF THE OWNER AND MAY INCREASE OR DECREASE IN VALUE. Segregated fund values change frequently, and past performance does not guarantee future results.

Pivotal Select, Together Protecting Today – Preparing Tomorrow, Equitable Life, and Equitable Life of Canada are trademarks of The Equitable Life Insurance Company of Canada.

This information is being provided to you for general information purposes only. Equitable Life of Canada and its representatives have no control over the function or design of the software which has assembled these reports and they may not contain accurate or current unit values.