



Equitable Life Quotential Balanced Growth Portfolio Select

Fund Overview

The objective of the segregated fund is to invest in units of the Franklin Quotential Balanced Growth Portfolio or a substantially similar fund. The underlying fund objective is a balance of current income and long-term capital appreciation by investing in a diversified mix of equity and income mutual funds, with a bias towards capital appreciation.

Risk Rating



Product Availability

Pivotal Select (75/75,75/100,100/100)

Date of Inception:

September 2013

Net Asset Value per Unit:

\$17.06 (12/23/2024)
Change: \$0.05 (0.27%) ▲

Estimated Management Expense Ratio (MER)[†]:

2.90%

As of September 30, 2024

Asset Allocation (%)



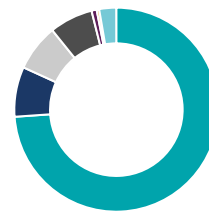
Asset	%
US Equity	35.7
International Equity	16.3
Canadian Equity	15.6
Canadian Government Bonds	11.5
Canadian Corporate Bonds	8.2
Cash and Equivalents	4.8
Foreign Bonds - Other	4.7
Foreign Corporate Bonds	3.2

Sector Allocation (%)



Sector	%
Fixed Income	50.7
Technology	14.3
Financial Services	11.5
Healthcare	5.5
Consumer Services	5.3
Cash and Cash Equivalent	4.8
Consumer Goods	4.1
Energy	3.8

Geographic Allocation (%)

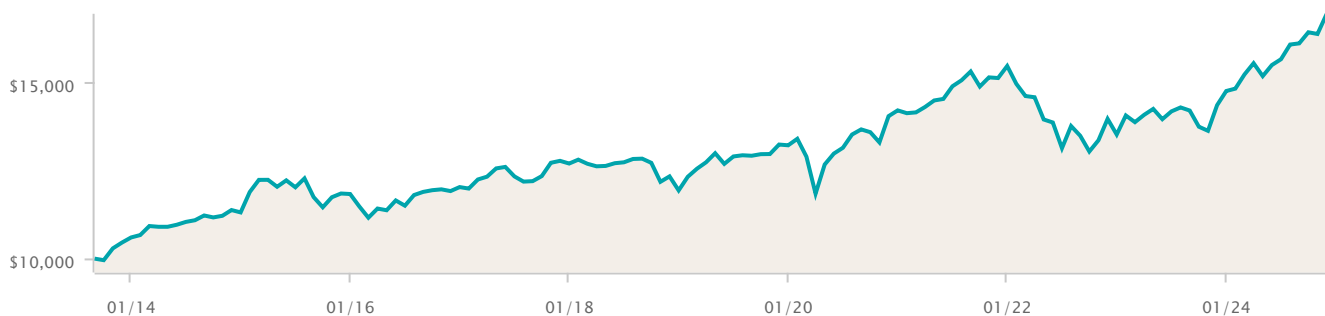


Region	%
North America	73.9
Europe	7.9
Asia	7.4
Multi-National	6.9
Latin America	0.8
Africa and Middle East	0.4
Other	2.7

Growth of \$10,000

As of November 30, 2024

\$16,912





Equitable Life Quotential Balanced Growth Portfolio Select

Top 10 Holdings (%)

As of September 30, 2024

Name	%
Franklin Canadian Core Plus Bd Fd A	15.78
Franklin U.S. Core Equity Fund Series O	9.01
Franklin Canadian Government Bond Fund A	8.76
Franklin FTSE U.S. Index ETF (FLAM)	6.39
Franklin ClearBridge Canadian Equity Fund A	6.17
Franklin Canadian Core Equity Fund Series O	4.80
SPDR Portfolio S&P 500 Value ETF (SPYV)	4.66
Franklin Global Core Bond Fund ETF Series (FLGA)	4.60
Franklin International Core Equity Fund Series O	4.42
Franklin FTSE Canada All Cap Index ETF (FLCD)	4.37

Calendar Return (%)

As of November 30, 2024

Period	2023	2022	2021	2020	2019	2018	2017	2016	2015	2014
Fund	9.10	-12.54	8.83	7.47	10.69	-5.99	5.54	1.66	4.59	6.68
Quartile	2	3	2	2	3	4	3	4	2	4

Compound Return (%)

As of November 30, 2024

Period	1 mth	3 mths	6 mths	1 yr	3 yr	5 yr	10 yr
Fund	3.45	5.15	9.32	17.97	3.84	5.04	4.05
Quartile	1	2	2	2	2	2	3

Fund Information

Description	Guarantee Fee	NL	NL-CB	NL-CB5	DSC	LL
Investment Class (75/75)	-	ELC722	ELC3022	ELC5022	ELC622	ELC1222
Estate Class (75/100)	0.30%	ELC922	ELC3122	ELC5122	ELC822	ELC1322
Protection Class (100/100)	0.60%	ELC1122	ELC3222	ELC5222	ELC1022	ELC1422
		Available for new sales			Not available for new sales	

Fund Category

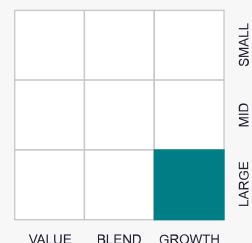
Global Neutral Balanced

Portfolio Manager

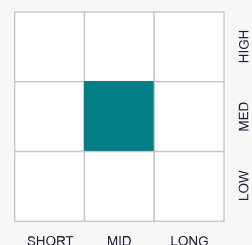
Franklin Templeton Investments Corp.

Investment Style

Equity



Fixed Income



Sustainable Investments include investments that intend to apply one or more ESG (Environmental, Social and Governance) principles in their investment strategy.

* indicates simulated returns given that the Equitable Life segregated fund was not available for these periods. Simulated returns reflect the past investment performance of the underlying fund, with estimated adjustments made for applicable Management Expense Ratios (MER) and HST. Simulated returns are not a guarantee of future performance of the underlying fund or the Equitable Life segregated fund.

† Management Expense Ratios (MERs) are based on figures as of January 1st of the current year and are unaudited. MERs may vary at any time. The MER is the combination of the management fee, insurance fee, operating expenses, HST, and any other applicable sales tax for the fund and for the underlying fund.

All returns are calculated after taking expenses, management and administration fees into account. ANY AMOUNT THAT IS ALLOCATED TO A SEGREGATED FUND IS INVESTED AT THE RISK OF THE OWNER AND MAY INCREASE OR DECREASE IN VALUE. Segregated fund values change frequently, and past performance does not guarantee future results.

Pivotal Select, Together Protecting Today – Preparing Tomorrow, Equitable Life, and Equitable Life of Canada are trademarks of The Equitable Life Insurance Company of Canada.

This information is being provided to you for general information purposes only. Equitable Life of Canada and its representatives have no control over the function or design of the software which has assembled these reports and they may not contain accurate or current unit values.