

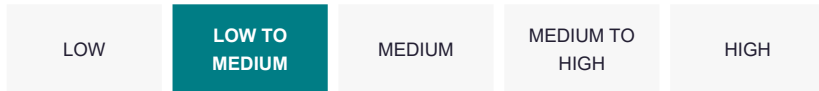


# Equitable Life Dynamic Value Balanced Fund Select

## Fund Overview

The objective of the segregated fund is to invest in units of the Dynamic Value Balanced Fund or a substantially similar fund. The underlying fund objective is to provide a high level of interest and dividend income and long-term capital appreciation by investing primarily in Canadian equity securities and debt obligations, including corporate bonds that are rated below investment grade.

## Risk Rating



### Product Availability

Pivotal Select (75/75,75/100,100/100)

### Date of Inception:

September 2013

### Net Asset Value per Unit:

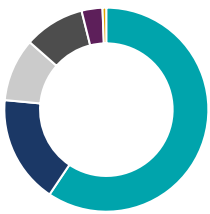
**\$16.15** (12/23/2024)  
Change: \$0.04 (0.27%) ▲

### Estimated Management Expense Ratio (MER)<sup>1</sup>:

2.95%

As of September 30, 2024

## Asset Allocation (%)




Asset	%
Canadian Equity	59.4
Canadian Government Bonds	17.1
US Equity	10.0
Canadian Corporate Bonds	9.6
Cash and Equivalents	3.3
Foreign Government Bonds	0.6

## Sector Allocation (%)



Sector	%
Financial Services	34.5
Fixed Income	27.3
Energy	9.2
Consumer Services	9.0
Industrial Services	6.7
Technology	6.1
Basic Materials	3.8
Healthcare	3.4

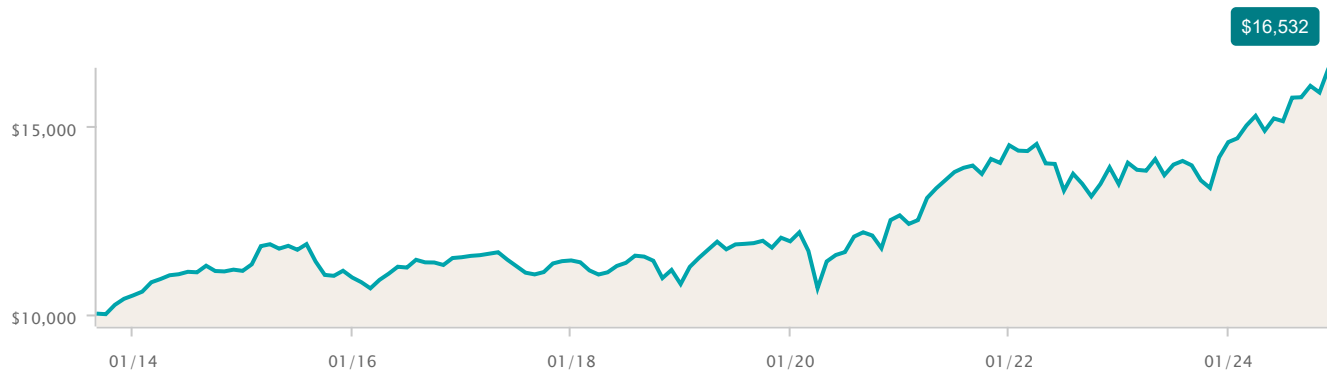
## Geographic Allocation (%)



Region	%
North America	100.0

## Growth of \$10,000

As of November 30, 2024





# Equitable Life Dynamic Value Balanced Fund Select

## Top 10 Holdings (%)

As of September 30, 2024

Name	%
1832 AM Investment Grade Canadian Corporate Bond Pool Series I	9.17
Power Corp of Canada	4.33
Royal Bank of Canada	4.28
Onex Corp	3.67
CGI Inc Cl A	3.60
Intact Financial Corp	3.48
Cash and Cash Equivalents	3.19
Loblaw Cos Ltd	3.02
Prairiesky Royalty Ltd	2.95
Toronto-Dominion Bank	2.77

## Calendar Return (%)

As of November 30, 2024

Period	2023	2022	2021	2020	2019	2018	2017	2016	2015	2014
Fund	8.31	-7.13	14.79	5.79	10.54	-5.50	-0.74	4.90	-1.57	6.22
Quartile	3	2	2	2	4	2	4	4	3	4

## Compound Return (%)

As of November 30, 2024

Period	1 mth	3 mths	6 mths	1 yr	3 yr	5 yr	10 yr
Fund	4.09	4.93	8.82	16.79	5.68	6.59	4.00
Quartile	2	4	4	4	3	3	4

## Fund Information

Description	Guarantee Fee	NL	NL-CB	NL-CB5	DSC	LL
Investment Class (75/75)	-	ELC733	ELC3033	ELC5033	ELC633	ELC1233
Estate Class (75/100)	0.30%	ELC933	ELC3133	ELC5133	ELC833	ELC1333
Protection Class (100/100)	0.60%	ELC1133	ELC3233	ELC5233	ELC1033	ELC1433
		Available for new sales			Not available for new sales	

### Fund Category

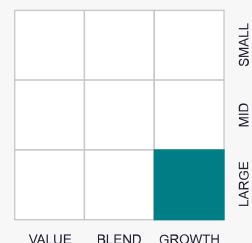
Canadian Equity Balanced

### Portfolio Manager

1832 Asset Management L.P.

### Investment Style

Equity



Sustainable Investments include investments that intend to apply one or more ESG (Environmental, Social and Governance) principles in their investment strategy.

\* indicates simulated returns given that the Equitable Life segregated fund was not available for these periods. Simulated returns reflect the past investment performance of the underlying fund, with estimated adjustments made for applicable Management Expense Ratios (MER) and HST. Simulated returns are not a guarantee of future performance of the underlying fund or the Equitable Life segregated fund.

† Management Expense Ratios (MERs) are based on figures as of January 1st of the current year and are unaudited. MERs may vary at any time. The MER is the combination of the management fee, insurance fee, operating expenses, HST, and any other applicable sales tax for the fund and for the underlying fund.

All returns are calculated after taking expenses, management and administration fees into account. ANY AMOUNT THAT IS ALLOCATED TO A SEGREGATED FUND IS INVESTED AT THE RISK OF THE OWNER AND MAY INCREASE OR DECREASE IN VALUE. Segregated fund values change frequently, and past performance does not guarantee future results.

Pivotal Select, Together Protecting Today – Preparing Tomorrow, Equitable Life, and Equitable Life of Canada are trademarks of The Equitable Life Insurance Company of Canada.

This information is being provided to you for general information purposes only. Equitable Life of Canada and its representatives have no control over the function or design of the software which has assembled these reports and they may not contain accurate or current unit values.