

## Fund Overview

The objective of the segregated fund is to invest in units of the Invesco EQV European Equity Fund or a substantially similar fund. The underlying fund objective is to seek to produce strong capital growth over the long term; it invests mainly in equities focusing on companies located in Europe, including Eastern European countries and the Commonwealth of Independent States (countries of the former Soviet Union). The fund may from time to time invest in companies located in other countries, generally in the Mediterranean region.

## Risk Rating



### Product Availability

Pivotal Select (75/75,75/100,100/100)

### Date of Inception:

September 2013

### Net Asset Value per Unit:

**\$16.50** (12/23/2024)  
Change: \$0.06 (0.34%) ▲

### Estimated Management Expense Ratio (MER)<sup>1</sup>:

3.15%

As of October 31, 2024

## Asset Allocation (%)



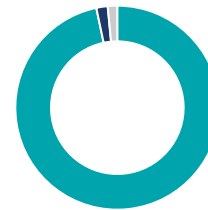
| Asset                     | %    |
|---------------------------|------|
| International Equity      | 98.2 |
| Cash and Equivalents      | 1.7  |
| Canadian Government Bonds | 0.1  |

## Sector Allocation (%)



| Sector              | %    |
|---------------------|------|
| Healthcare          | 27.3 |
| Financial Services  | 15.7 |
| Industrial Services | 14.6 |
| Industrial Goods    | 11.5 |
| Consumer Goods      | 10.3 |
| Technology          | 7.3  |
| Consumer Services   | 6.9  |
| Energy              | 6.4  |

## Geographic Allocation (%)

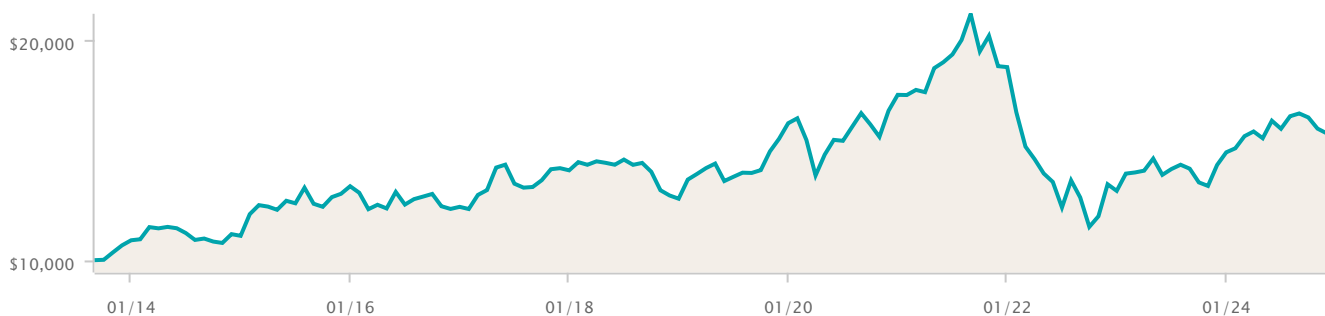


| Region                 | %    |
|------------------------|------|
| Europe                 | 96.7 |
| North America          | 1.8  |
| Africa and Middle East | 1.5  |

## Growth of \$10,000

As of November 30, 2024

\$15,755



## Top 10 Holdings (%)

As of October 31, 2024

| Name                                | %    |
|-------------------------------------|------|
| Novo Nordisk A/S CI B               | 3.82 |
| Investor AB CI B                    | 3.52 |
| Relx PLC                            | 3.29 |
| Deutsche Boerse AG CI N             | 2.85 |
| IG Group Holdings PLC               | 2.70 |
| Crh PLC                             | 2.57 |
| Bollore SE                          | 2.51 |
| Nestle SA CI N                      | 2.50 |
| Richter Gedeon Vegyeszeti Gyar Nyrt | 2.43 |
| Haleon PLC                          | 2.43 |

## Calendar Return (%)

As of November 30, 2024

| Period   | 2023  | 2022   | 2021 | 2020 | 2019  | 2018  | 2017  | 2016  | 2015  | 2014 |
|----------|-------|--------|------|------|-------|-------|-------|-------|-------|------|
| Fund     | 13.30 | -29.92 | 7.19 | 7.94 | 26.77 | -9.14 | 13.33 | -7.00 | 20.26 | 1.85 |
| Quartile | 4     | 4      | 4    | 1    | 1     | 4     | 2     | 4     | 4     | 1    |

## Compound Return (%)

As of November 30, 2024

| Period   | 1 mth | 3 mths | 6 mths | 1 yr  | 3 yr  | 5 yr | 10 yr |
|----------|-------|--------|--------|-------|-------|------|-------|
| Fund     | -1.33 | -5.40  | -3.49  | 10.05 | -5.72 | 0.32 | 3.49  |
| Quartile | 4     | 4      | 4      | 4     | 4     | 4    | 4     |

## Fund Information

| Description                | Guarantee Fee | NL                      | NL-CB   | NL-CB5  | DSC                         | LL      |
|----------------------------|---------------|-------------------------|---------|---------|-----------------------------|---------|
| Investment Class (75/75)   | -             | ELC718                  | ELC3018 | ELC5018 | ELC618                      | ELC1218 |
| Estate Class (75/100)      | 0.50%         | ELC918                  | ELC3118 | ELC5118 | ELC818                      | ELC1318 |
| Protection Class (100/100) | 0.85%         | ELC1118                 | ELC3218 | ELC5218 | ELC1018                     | ELC1418 |
|                            |               | Available for new sales |         |         | Not available for new sales |         |

## Fund Category

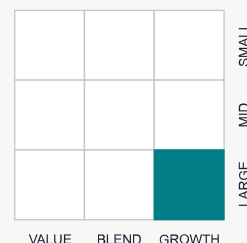
European Equity

## Portfolio Manager

Invesco Canada Ltd.

## Investment Style

Equity



 Sustainable Investments include investments that intend to apply one or more ESG (Environmental, Social and Governance) principles in their investment strategy.

\* indicates simulated returns given that the Equitable Life segregated fund was not available for these periods. Simulated returns reflect the past investment performance of the underlying fund, with estimated adjustments made for applicable Management Expense Ratios (MER) and HST. Simulated returns are not a guarantee of future performance of the underlying fund or the Equitable Life segregated fund.

† Management Expense Ratios (MERs) are based on figures as of January 1st of the current year and are unaudited. MERs may vary at any time. The MER is the combination of the management fee, insurance fee, operating expenses, HST, and any other applicable sales tax for the fund and for the underlying fund.

All returns are calculated after taking expenses, management and administration fees into account. ANY AMOUNT THAT IS ALLOCATED TO A SEGREGATED FUND IS INVESTED AT THE RISK OF THE OWNER AND MAY INCREASE OR DECREASE IN VALUE. Segregated fund values change frequently, and past performance does not guarantee future results.

Pivotal Select, Together Protecting Today – Preparing Tomorrow, Equitable Life, and Equitable Life of Canada are trademarks of The Equitable Life Insurance Company of Canada.

This information is being provided to you for general information purposes only. Equitable Life of Canada and its representatives have no control over the function or design of the software which has assembled these reports and they may not contain accurate or current unit values.