



Equitable Fidelity® Tactical High Income

Fund Overview

The objective of the segregated fund is to invest in units of the Fidelity Tactical High Income Fund or a substantially similar fund. The underlying fund objective is to invest primarily in a mix of income-producing securities which may be located anywhere in the world. It can invest in these securities either directly or indirectly through investments in underlying funds.

Risk Rating



Product Availability

Equitable GIF (75/75, 75/100, 100/100)

Date of Inception:

November 2025

Net Asset Value per Unit:

\$10.12 (04/01/2026)
Change: \$0.02 (0.25%) ▲

Estimated Management Expense Ratio (MER)[†]:

2.82%

As of December 31, 2025

Asset Allocation (%)



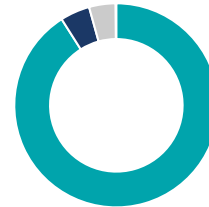
| Asset | % |
|--------------------------|------|
| US Equity | 38.9 |
| Foreign Corporate Bonds | 22.9 |
| Foreign Government Bonds | 20.7 |
| Canadian Equity | 6.3 |
| International Equity | 6.2 |
| Cash and Equivalents | 4.4 |
| Canadian Corporate Bonds | 0.6 |

Sector Allocation (%)



| Sector | % |
|--------------------------|------|
| Fixed Income | 57.4 |
| Technology | 12.3 |
| Energy | 7.7 |
| Healthcare | 7.5 |
| Cash and Cash Equivalent | 4.4 |
| Utilities | 3.7 |
| Financial Services | 3.6 |
| Consumer Services | 3.4 |

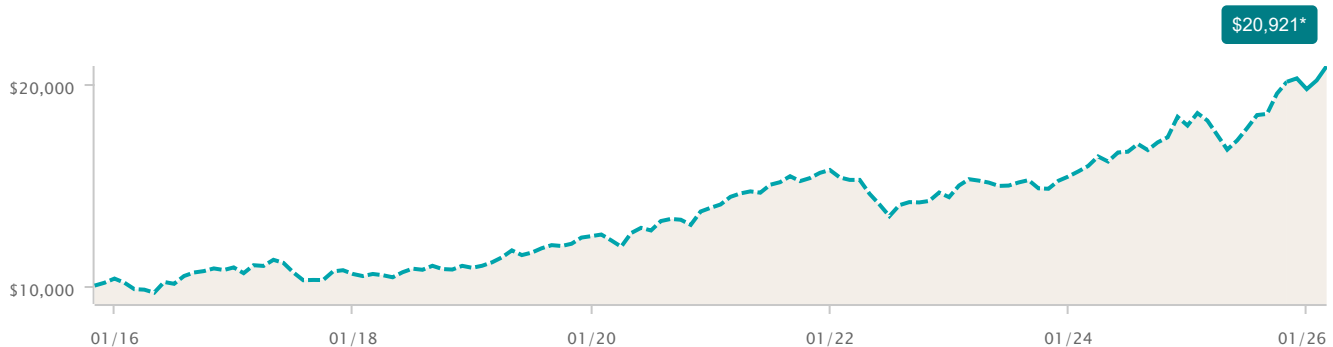
Geographic Allocation (%)



| Region | % |
|---------------|------|
| North America | 91.0 |
| Latin America | 4.7 |
| Europe | 4.2 |
| Other | 0.1 |

Growth of \$10,000

As of February 28, 2026





Equitable Fidelity® Tactical High Income

Top 10 Holdings (%)

As of December 31, 2025

| Name | % |
|---|-------|
| Fidelity Tactical High Income Fund Series O | 98.19 |
| Cash and Cash Equivalents | 1.81 |

Calendar Return (%)

As of February 28, 2026

| Period | 2025 | 2024 | 2023 | 2022 | 2021 | 2020 | 2019 | 2018 | 2017 | 2016 |
|----------|--------|--------|-------|--------|--------|--------|--------|-------|--------|-------|
| Fund | 10.09* | 16.46* | 7.13* | -8.60* | 13.59* | 11.31* | 14.49* | 2.90* | -3.00* | 5.38* |
| Quartile | - | - | - | - | - | - | - | - | - | - |

Compound Return (%)

As of February 28, 2026

| Period | 1 mth | 3 mths | 6 mths | 1 yr | 3 yr | 5 yr | 10 yr |
|----------|-------|--------|--------|--------|--------|-------|-------|
| Fund | 3.49 | 2.98 | 12.80* | 14.85* | 11.00* | 7.73* | 7.85* |
| Quartile | 1 | 2 | - | - | - | - | - |

Fund Information

| Description | Guarantee Fee | FEL | CB3 | CB5 |
|----------------------------|---------------|----------|----------|----------|
| Investment Class (75/75) | - | ELC 6014 | ELC 6214 | ELC 6414 |
| Estate Class (75/100) | 0.45% | ELC 7014 | ELC 7214 | ELC 7414 |
| Protection Class (100/100) | 0.70% | ELC 8014 | ELC 8214 | ELC 8414 |

Available for new sales

Fund Category

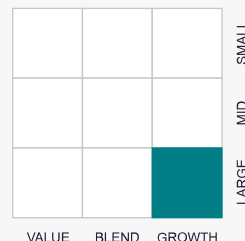
Tactical Balanced

Portfolio Manager

Fidelity Investments Canada ULC

Investment Style

Equity



Fidelity is a registered trademark of 483A Bay Street Holdings LP. Used with permission.

Sustainable Investments include investments that intend to apply one or more ESG (Environmental, Social and Governance) principles in their investment strategy.

* Simulated returns estimate how the segregated fund would have performed if the fund had been active during the periods shown. They are based on the underlying fund's historical returns and adjusted for the segregated fund's applicable fees.

† Management Expense Ratios (MERs) are estimated for the current year and are unaudited. MERs may vary at any time.

Equity and fixed income breakdowns are based on the most recent data available.

All returns are calculated after taking MERs into account, but do not include the effect of guarantee fees.

Any amount that is allocated to a segregated fund is invested at the risk of the owner and may increase or decrease in value. Segregated fund values change frequently, and past performance or simulated performance does not guarantee future results.

Equitable GIF, Equitable Guaranteed Investment Funds, Pivotal Select, Together Protecting Today – Preparing Tomorrow and Equitable are trademarks of The Equitable Life Insurance Company of Canada.

This information is being provided to you for general information purposes only. Equitable and its representatives have no control over the function or design of the software which has assembled these reports and they may not contain accurate or current unit values.