

## Fund Overview

The objective of the segregated fund is to invest in units of the Brandes International Equity Fund or a substantially similar fund. The underlying fund objective is to achieve long-term capital appreciation by investing primarily in the equity securities of larger Canadian and non-U.S. issuers.

## Risk Rating



### Product Availability

Equitable GIF (75/75, 75/100)

### Date of Inception:

November 2025

### Net Asset Value per Unit:

**\$10.68** (04/01/2026)  
Change: \$0.11 (1.07%) ▲

### Estimated Management Expense Ratio (MER)<sup>1</sup>:

2.82%

As of February 28, 2026

## Asset Allocation (%)



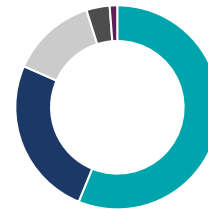
Asset	%
International Equity	96.3
Cash and Equivalents	3.7

## Sector Allocation (%)



Sector	%
Consumer Goods	32.9
Healthcare	16.8
Consumer Services	13.6
Technology	12.7
Financial Services	7.6
Industrial Goods	7.2
Energy	5.5
Cash and Cash Equivalent	3.7

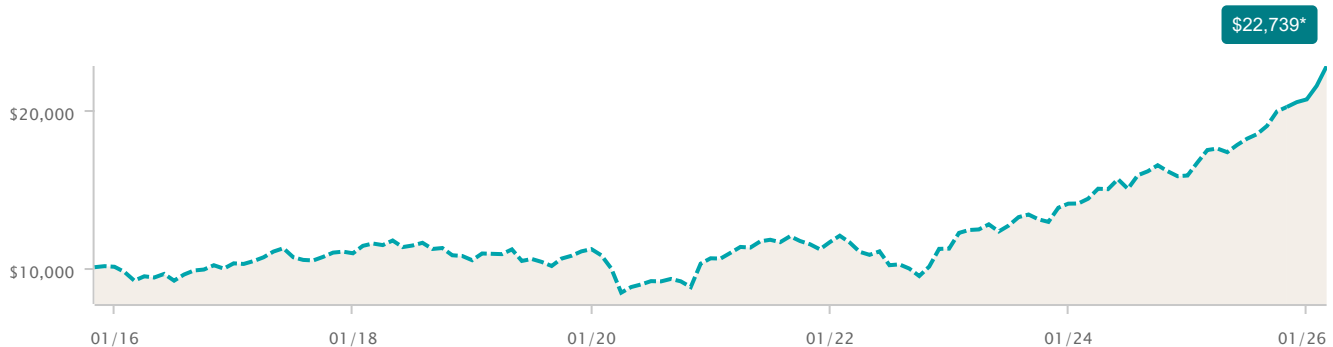
## Geographic Allocation (%)



Region	%
Europe	56.2
Asia	25.4
Latin America	13.5
North America	3.7
Africa and Middle East	1.2

## Growth of \$10,000

As of February 28, 2026





## Equitable Brandes International Equity

### Top 10 Holdings (%)

As of February 28, 2026

Name	%
CASH	3.73
Sanofi SA	3.11
Petroleo Brasileiro SA Petrobras - Pfd	2.45
Takeda Pharmaceutical Co Ltd	2.41
Wal Mart de Mexico SAB de CV	2.25
Alibaba Group Holding Ltd	2.22
Sap SE	2.18
Carrefour SA	2.18
GlaxoSmithKline PLC	2.15
Heineken Holding NV	2.05

### Calendar Return (%)

As of February 28, 2026

Period	2025	2024	2023	2022	2021	2020	2019	2018	2017	2016
Fund	30.52*	12.71*	25.51*	-3.55*	9.70*	-5.22*	6.74*	-4.04*	6.21*	2.18*
Quartile	-	-	-	-	-	-	-	-	-	-

### Compound Return (%)

As of February 28, 2026

Period	1 mth	3 mths	6 mths	1 yr	3 yr	5 yr	10 yr
Fund	5.78	11.12	19.95*	30.48*	22.55*	15.82*	9.54*
Quartile	2	1	-	-	-	-	-

### Fund Information

Description	Guarantee Fee	FEL	CB3	CB5
Investment Class (75/75)	-	ELC 6003	ELC 6203	ELC 6403
Estate Class (75/100)	0.55%	ELC 7003	ELC 7203	ELC 7403

Available for new sales

#### Fund Category

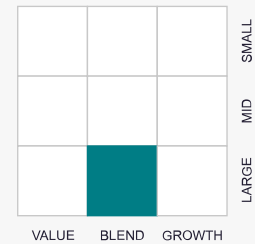
International Equity

#### Portfolio Manager

Brandes Investment Partners &amp; Co.

#### Investment Style

Equity



Sustainable Investments include investments that intend to apply one or more ESG (Environmental, Social and Governance) principles in their investment strategy.

\* Simulated returns estimate how the segregated fund would have performed if the fund had been active during the periods shown. They are based on the underlying fund's historical returns and adjusted for the segregated fund's applicable fees.

† Management Expense Ratios (MERs) are estimated for the current year and are unaudited. MERs may vary at any time.

Equity and fixed income breakdowns are based on the most recent data available.

All returns are calculated after taking MERs into account, but do not include the effect of guarantee fees.

**Any amount that is allocated to a segregated fund is invested at the risk of the owner and may increase or decrease in value.** Segregated fund values change frequently, and past performance or simulated performance does not guarantee future results.

Equitable GIF, Equitable Guaranteed Investment Funds, Pivotal Select, Together Protecting Today – Preparing Tomorrow and Equitable are trademarks of The Equitable Life Insurance Company of Canada.

This information is being provided to you for general information purposes only. Equitable and its representatives have no control over the function or design of the software which has assembled these reports and they may not contain accurate or current unit values.