

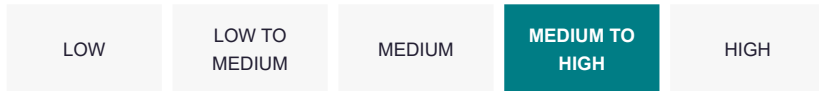


Equitable Life Fidelity® Global Innovators Fund Select

Fund Overview

The objective of the segregated fund is to invest in units of the Fidelity Global Innovators Investment Trust or a substantially similar fund. The underlying fund objective is to achieve long-term capital appreciation. It invests primarily in equity securities of companies located anywhere in the world that have the potential to be disruptive innovators.

Risk Rating



Product Availability

Pivotal Select (75/75)

Date of Inception:

August 2022

Net Asset Value per Unit:

\$19.60 (11/19/2024)
Change: \$0.23 (1.21%) ▲

Estimated Management Expense Ratio (MER)[†]:

2.86%

As of September 30, 2024

Asset Allocation (%)



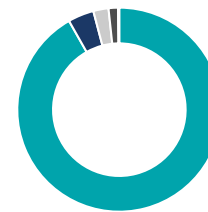
| Asset | % |
|-------------------------|------|
| US Equity | 84.8 |
| International Equity | 8.1 |
| Canadian Equity | 6.0 |
| Cash and Equivalents | 0.7 |
| Foreign Corporate Bonds | 0.4 |

Sector Allocation (%)



| Sector | % |
|--------------------|------|
| Technology | 52.5 |
| Healthcare | 11.5 |
| Consumer Services | 8.7 |
| Consumer Goods | 7.8 |
| Financial Services | 7.3 |
| Real Estate | 6.7 |
| Industrial Goods | 2.9 |
| Basic Materials | 2.6 |

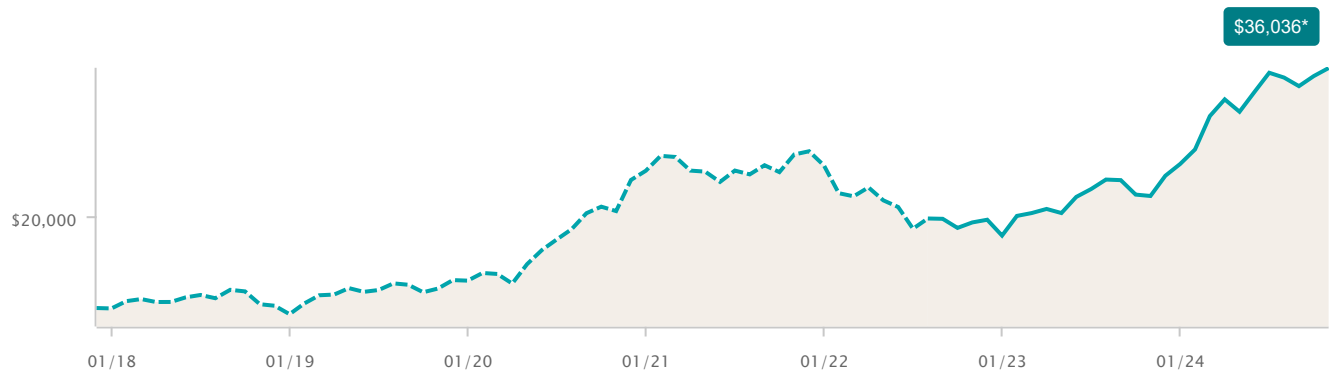
Geographic Allocation (%)



| Region | % |
|------------------------|------|
| North America | 91.8 |
| Europe | 4.1 |
| Asia | 2.4 |
| Africa and Middle East | 1.5 |
| Other | 0.2 |

Growth of \$10,000

As of October 31, 2024





Equitable Life Fidelity® Global Innovators Fund Select

Top 10 Holdings (%)

As of September 30, 2024

| Name | % |
|---------------------------------|-------|
| Apple Inc | 11.07 |
| Meta Platforms Inc Cl A | 5.97 |
| NVIDIA Corp | 4.65 |
| Broadcom Inc | 4.30 |
| Amazon.com Inc | 3.49 |
| Microsoft Corp | 3.07 |
| Roblox Corp Cl A | 3.02 |
| Shopify Inc Cl A | 2.47 |
| Philip Morris International Inc | 2.10 |
| Sap SE - ADR | 1.93 |

Calendar Return (%)

As of October 31, 2024

| Period | 2023 | 2022 | 2021 | 2020 | 2019 | 2018 | 2017 | 2016 | 2015 | 2014 |
|----------|-------|---------|-------|--------|--------|--------|------|------|------|------|
| Fund | 43.53 | -29.88* | 2.31* | 91.91* | 38.96* | -6.25* | - | - | - | - |
| Quartile | 1 | - | - | - | - | - | - | - | - | - |

Compound Return (%)

As of October 31, 2024

| Period | 1 mth | 3 mths | 6 mths | 1 yr | 3 yr | 5 yr | 10 yr |
|----------|-------|--------|--------|-------|--------|--------|-------|
| Fund | 2.48 | 2.96 | 15.15 | 62.65 | 10.57* | 24.37* | - |
| Quartile | 1 | 1 | 1 | 1 | - | - | - |

Fund Information

| Description | Guarantee Fee | NL | NL-CB | NL-CB5 |
|--------------------------|---------------|--------|---------|---------|
| Investment Class (75/75) | - | ELC767 | ELC3067 | ELC5067 |

Fund Category

Global Equity

Portfolio Manager

Fidelity Investments Canada ULC

Investment Style

Equity



Fidelity is a registered trademark of 483A Bay Street Holdings LP. Used with permission.

Sustainable Investments include investments that intend to apply one or more ESG (Environmental, Social and Governance) principles in their investment strategy.

* indicates simulated returns given that the Equitable Life segregated fund was not available for these periods. Simulated returns reflect the past investment performance of the underlying fund, with estimated adjustments made for applicable Management Expense Ratios (MER) and HST. Simulated returns are not a guarantee of future performance of the underlying fund or the Equitable Life segregated fund.

† Management Expense Ratios (MERs) are based on figures as of January 1st of the current year and are unaudited. MERs may vary at any time. The MER is the combination of the management fee, insurance fee, operating expenses, HST, and any other applicable sales tax for the fund and for the underlying fund.

All returns are calculated after taking expenses, management and administration fees into account. ANY AMOUNT THAT IS ALLOCATED TO A SEGREGATED FUND IS INVESTED AT THE RISK OF THE OWNER AND MAY INCREASE OR DECREASE IN VALUE. Segregated fund values change frequently, and past performance does not guarantee future results.

Pivotal Select, Together Protecting Today – Preparing Tomorrow, Equitable Life, and Equitable Life of Canada are trademarks of The Equitable Life Insurance Company of Canada.

This information is being provided to you for general information purposes only. Equitable Life of Canada and its representatives have no control over the function or design of the software which has assembled these reports and they may not contain accurate or current unit values.