

Fund Overview

The objective of the segregated fund is to invest in units of the Invesco European Equity Fund or a substantially similar fund. The underlying fund objective is to seek to produce strong capital growth over the long-term; it invests mainly in equities focusing on companies located in Europe, including Eastern European countries and the Commonwealth of Independent States (countries of the former Soviet Union). The fund may from time to time invest in companies located in other countries, generally in the Mediterranean region.

Risk Rating



Product Availability

Pivotal Solutions II

Date of Inception:

September 2006

Net Asset Value per Unit:

\$26.46 (04/01/2026)
Change: \$0.42 (1.60%) ▲

Estimated Management Expense Ratio (MER)[†]:

3.77%

As of January 31, 2026

Asset Allocation (%)



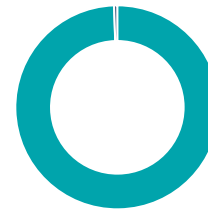
Asset	%
International Equity	99.5
Cash and Equivalents	0.5

Sector Allocation (%)



Sector	%
Financial Services	36.2
Industrial Goods	12.5
Technology	11.4
Basic Materials	10.7
Healthcare	9.9
Consumer Goods	7.9
Energy	6.0
Utilities	5.4

Geographic Allocation (%)

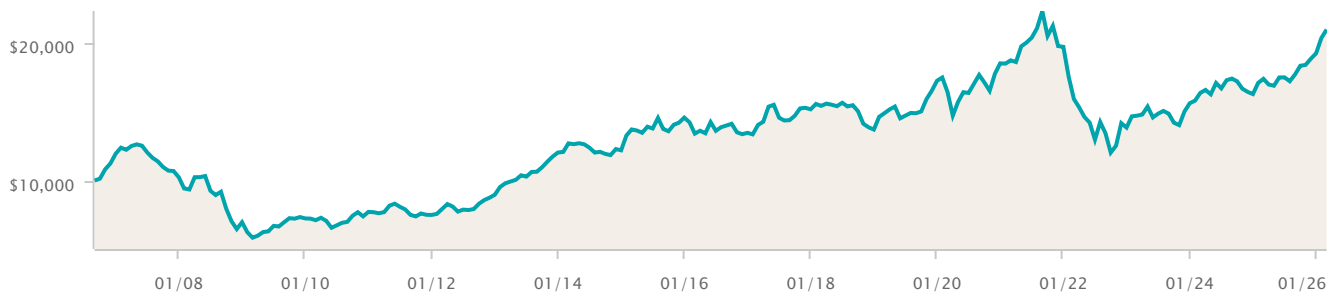


Region	%
Europe	99.5
North America	0.5

Growth of \$10,000

As of February 28, 2026

\$20,957



Top 10 Holdings (%)

As of January 31, 2026

Name	%
Banco Santander SA	4.57
UniCredit SpA	3.90
Banco Bilbao Vizcaya Argentaria SA	3.69
ASML Holding NV	3.34
Rolls-Royce Holdings PLC	3.20
AstraZeneca PLC	2.79
TotalEnergies SE	2.64
ArcelorMittal SA	2.62
Thales SA	2.52
Lloyds Banking Group PLC	2.40

Calendar Return (%)

As of February 28, 2026

Period	2025	2024	2023	2022	2021	2020	2019	2018	2017	2016
Fund	18.15	4.27	12.76	-29.74	6.48	7.33	25.86	-9.67	12.65	-7.58
Quartile	1	4	4	4	4	1	1	4	3	4

Compound Return (%)

As of February 28, 2026

Period	1 mth	3 mths	6 mths	1 yr	3 yr	5 yr	10 yr
Fund	3.03	11.26	18.44	20.56	12.53	2.28	4.57
Quartile	1	1	1	1	4	4	4

Fund Information

Description	Guarantee Fee	DSC	Level NL
Pivotal Solutions II	-	EQU418	-

Fund Category

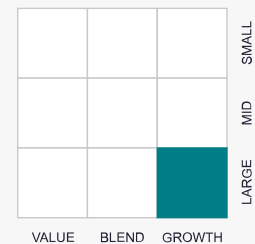
European Equity

Portfolio Manager

Invesco Canada Ltd.

Investment Style

Equity



 Sustainable Investments include investments that intend to apply one or more ESG (Environmental, Social and Governance) principles in their investment strategy.

* Simulated returns estimate how the segregated fund would have performed if the fund had been active during the periods shown. They are based on the underlying fund's historical returns and adjusted for the segregated fund's applicable fees.

† Management Expense Ratios (MERs) are estimated for the current year and are unaudited. MERs may vary at any time.

Equity and fixed income breakdowns are based on the most recent data available.

All returns are calculated after taking MERs into account, but do not include the effect of guarantee fees.

Any amount that is allocated to a segregated fund is invested at the risk of the owner and may increase or decrease in value. Segregated fund values change frequently, and past performance or simulated performance does not guarantee future results.

Equitable GIF, Equitable Guaranteed Investment Funds, Pivotal Select, Together Protecting Today – Preparing Tomorrow and Equitable are trademarks of The Equitable Life Insurance Company of Canada.

This information is being provided to you for general information purposes only. Equitable and its representatives have no control over the function or design of the software which has assembled these reports and they may not contain accurate or current unit values.