

## Fund Overview

The objective of the segregated fund is to invest in units of the Dynamic Power Global Growth Class or a substantially similar fund. The underlying fund objective is to provide long-term capital growth through investment in a broadly diversified portfolio consisting primarily of equity securities of businesses based outside of Canada.

## Risk Rating



### Product Availability

Pivotal Solutions and Personal Investment Portfolio

### Date of Inception:

September 2006

### Net Asset Value per Unit:

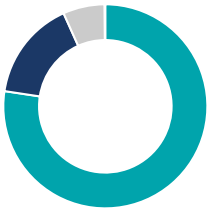
**\$41.11** (04/01/2026)  
Change: \$0.58 (1.43%) ▲

### Estimated Management Expense Ratio (MER)<sup>†</sup>:

3.26%

As of December 31, 2025

## Asset Allocation (%)



Asset	%
US Equity	77.4
International Equity	15.9
Canadian Equity	6.6
Cash and Equivalents	0.1

## Sector Allocation (%)



Sector	%
Technology	68.3
Healthcare	15.1
Energy	7.3
Industrial Goods	5.2
Consumer Goods	4.0
Cash and Cash Equivalent	0.1

## Geographic Allocation (%)

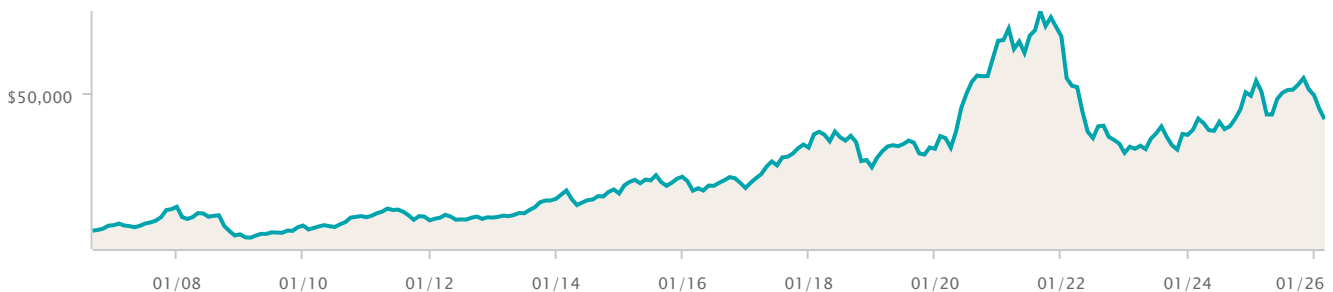


Region	%
North America	84.1
Europe	6.3
Latin America	5.1
Asia	4.5

## Growth of \$10,000

As of February 28, 2026

\$42,475



### Top 10 Holdings (%)

As of December 31, 2025

Name	%
MongoDB Inc CI A	7.26
Shopify Inc CI A	6.59
Lumentum Holdings Inc	5.87
Cloudflare Inc CI A	5.22
Astera Labs Inc	5.20
Nu Holdings Ltd CI A	5.08
argenx SE - ADR	5.04
Applovin Corp CI A	4.97
CrowdStrike Holdings Inc CI A	4.86
Eli Lilly and Co	4.60

### Calendar Return (%)

As of February 28, 2026

Period	2025	2024	2023	2022	2021	2020	2019	2018	2017	2016
Fund	0.23	30.07	16.04	-50.97	2.00	93.03	18.93	-16.77	52.38	-12.71
Quartile	4	1	1	4	4	1	2	4	1	4

### Compound Return (%)

As of February 28, 2026

Period	1 mth	3 mths	6 mths	1 yr	3 yr	5 yr	10 yr
Fund	-6.55	-16.98	-16.86	-15.92	7.87	-9.22	6.97
Quartile	4	4	4	4	4	4	4

### Fund Information

Description	Guarantee Fee	DSC	Level NL
Pivotal Solutions	-	EQU529	EQU329
Personal Investment Portfolio	-	EQU129	-

#### Fund Category

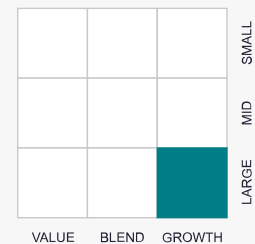
Global Equity

#### Portfolio Manager

1832 Asset Management L.P.

#### Investment Style

Equity



 Sustainable Investments include investments that intend to apply one or more ESG (Environmental, Social and Governance) principles in their investment strategy.

\* Simulated returns estimate how the segregated fund would have performed if the fund had been active during the periods shown. They are based on the underlying fund's historical returns and adjusted for the segregated fund's applicable fees.

† Management Expense Ratios (MERs) are estimated for the current year and are unaudited. MERs may vary at any time.

Equity and fixed income breakdowns are based on the most recent data available.

All returns are calculated after taking MERs into account, but do not include the effect of guarantee fees.

**Any amount that is allocated to a segregated fund is invested at the risk of the owner and may increase or decrease in value.** Segregated fund values change frequently, and past performance or simulated performance does not guarantee future results.

Equitable GIF, Equitable Guaranteed Investment Funds, Pivotal Select, Together Protecting Today – Preparing Tomorrow and Equitable are trademarks of The Equitable Life Insurance Company of Canada.

This information is being provided to you for general information purposes only. Equitable and its representatives have no control over the function or design of the software which has assembled these reports and they may not contain accurate or current unit values.