



Equitable Life Mackenzie Global Strategic Income Fund

Fund Overview

The objective of the segregated fund is to invest in units of the Mackenzie Global Strategic Income Fund or a substantially similar fund. The underlying fund objective seeks income with the potential for long-term capital growth by investing primarily in fixed-income and/or income-oriented equity securities of issuers anywhere in the world.

Risk Rating



Product Availability

Pivotal Solutions and Personal Investment Portfolio

Date of Inception:

September 2006

Net Asset Value per Unit:

\$12.99 (06/28/2024)

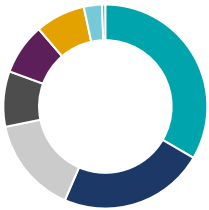
Change: -\$0.03 (-0.22%) ▼

Estimated Management Expense Ratio (MER)[†]:

3.25%

As of February 29, 2024

Asset Allocation (%)



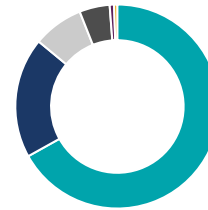
Asset	%
US Equity	33.4
International Equity	23.1
Foreign Government Bonds	15.3
Canadian Corporate Bonds	8.8
Cash and Equivalents	8.1
Foreign Corporate Bonds	7.9
Canadian Government Bonds	2.9
Foreign Bonds - Other	0.5

Sector Allocation (%)



Sector	%
Fixed Income	46.9
Technology	13.3
Financial Services	8.8
Cash and Cash Equivalent	8.1
Healthcare	7.8
Consumer Goods	6.3
Industrial Goods	4.4
Energy	4.4

Geographic Allocation (%)



Region	%
North America	66.9
Europe	19.1
Asia	8.0
Latin America	4.8
Africa and Middle East	0.7
Other	0.5

Growth of \$10,000

As of May 31, 2024





Equitable Life Mackenzie Global Strategic Income Fund

Top 10 Holdings (%)

As of February 29, 2024

Name	%
Cash and Cash Equivalents	7.60
Microsoft Corp	2.90
United States Treasury 3.50% 15-Feb-2033	2.21
Sap SE	1.76
Amazon.com Inc	1.69
Broadcom Inc	1.61
New Zealand Government 3.50% 14-Apr-2033	1.57
JPMorgan Chase & Co	1.55
Alphabet Inc Cl A	1.29
United States Treasury 0.13% 15-Feb-2052	1.24

Calendar Return (%)

As of May 31, 2024

Period	2023	2022	2021	2020	2019	2018	2017	2016	2015	2014
Fund	6.91	-10.83	16.36	4.46	10.96	-13.53	2.62	9.81	-9.91	4.22
Quartile	4	3	1	3	3	4	4	1	4	4

Compound Return (%)

As of May 31, 2024

Period	1 mth	3 mths	6 mths	1 yr	3 yr	5 yr	10 yr
Fund	1.69	1.51	6.31	9.00	1.80	5.07	1.49
Quartile	4	4	3	3	3	2	4

Fund Information

Description	DSC	Heaped NL	Level NL
Pivotal Solutions	EQU528	EQU228	EQU328
Personal Investment Portfolio	EQU128	-	-

Fund Category

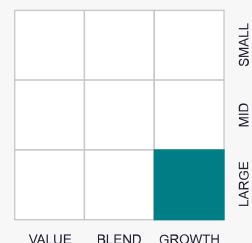
Global Neutral Balanced

Portfolio Manager

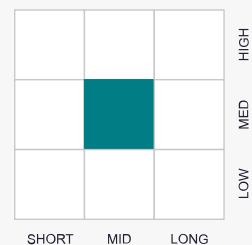
Mackenzie Financial Corporation

Investment Style

Equity



Fixed Income



IMPORTANT NOTE: A fundamental change was made to the underlying fund effective June 7, 2021. This change would have affected the segregated fund's performance either positively or negatively had the change been in effect throughout the periods shown.

Sustainable Investments include investments that intend to apply one or more ESG (Environmental, Social and Governance) principles in their investment strategy.

* indicates simulated returns given that the Equitable Life segregated fund was not available for these periods. Simulated returns reflect the past investment performance of the underlying fund, with estimated adjustments made for applicable Management Expense Ratios (MER) and HST. Simulated returns are not a guarantee of future performance of the underlying fund or the Equitable Life segregated fund.

† Management Expense Ratios (MERs) are based on figures as of January 1st of the current year and are unaudited. MERs may vary at any time. The MER is the combination of the management fee, insurance fee, operating expenses, HST, and any other applicable sales tax for the fund and for the underlying fund.

All returns are calculated after taking expenses, management and administration fees into account. ANY AMOUNT THAT IS ALLOCATED TO A SEGREGATED FUND IS INVESTED AT THE RISK OF THE OWNER AND MAY INCREASE OR DECREASE IN VALUE. Segregated fund values change frequently, and past performance does not guarantee future results.

Pivotal Select, Together Protecting Today – Preparing Tomorrow, Equitable Life, and Equitable Life of Canada are trademarks of The Equitable Life Insurance Company of Canada.

This information is being provided to you for general information purposes only. Equitable Life of Canada and its representatives have no control over the function or design of the software which has assembled these reports and they may not contain accurate or current unit values.