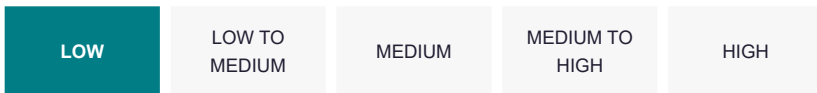


## Fund Overview

The Equitable Bond fund invests in a diversified portfolio of primarily Canadian dollar-denominated investment grade debt, including both government bonds and corporate debt. The portfolio may assume limited exposure to preferred shares, foreign-denominated debt and/or high yield bonds at times. The objective of the fund is principally to provide income.

## Risk Rating



### Product Availability

Pivotal Solutions and Personal Investment Portfolio

### Date of Inception:

June 1992

### Net Asset Value per Unit:

**\$21.41** (07/10/2026)

Change: \$0.00 (0.01%) ▲

### Estimated Management Expense Ratio (MER)<sup>†</sup>:

2.47%

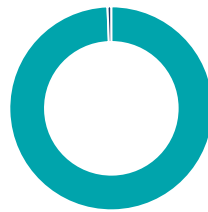
As of June 30, 2026

## Asset Allocation (%)




Asset	%
Canadian Government Bonds	60.6
Canadian Corporate Bonds	38.8
Cash and Equivalents	0.6

## Sector Allocation (%)



Sector	%
Fixed Income	99.4
Cash and Cash Equivalent	0.6

## Geographic Allocation (%)

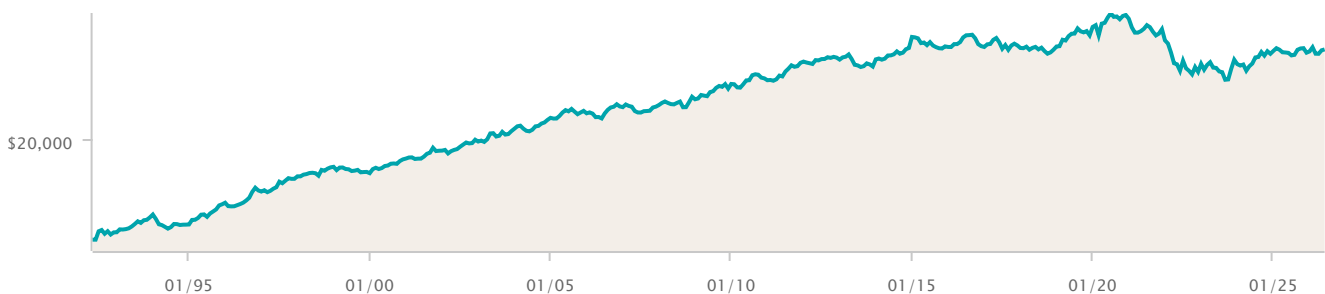


Region	%
North America	100.0

## Growth of \$10,000

As of June 30, 2026

\$28,809



### Top 10 Holdings (%)

As of June 30, 2026

Name	%
Canada Government 1.50% 01-Jun-2031	4.28
Canada Government 2.75% 01-Dec-2055	3.76
Canada Government 3.25% 01-Dec-2035	3.75
Canada Government 3.25% 01-Dec-2034	3.18
Canada Government 1.25% 01-Jun-2030	3.16
Canada Government 3.00% 01-Jun-2034	2.69
Quebec Province 5.75% 01-Dec-2036	2.66
Canada Government 2.75% 01-Jun-2033	2.54
Canada Government 2.75% 01-Sep-2030	2.44
Quebec Province 6.25% 01-Jun-2032	2.33

### Fund Category

Canadian Fixed Income

### Portfolio Manager

The Equitable Insurance Company of Canada

### Calendar Return (%)

As of June 30, 2026

Period	2025	2024	2023	2022	2021	2020	2019	2018	2017	2016
Fund	0.39	2.10	4.51	-13.69	-4.35	6.66	4.94	-1.46	0.25	0.09
Quartile	4	4	4	4	4	4	4	4	4	3

### Compound Return (%)

As of June 30, 2026

Period	1 mth	3 mths	6 mths	1 yr	3 yr	5 yr	10 yr
Fund	0.30	1.48	1.13	1.20	2.21	-1.36	-0.40
Quartile	4	4	4	4	4	4	4

### Fund Information

Description	Guarantee Fee	DSC	Level NL
Pivotal Solutions	-	EQU502	EQU302
Personal Investment Portfolio	-	EQU102	-

 Sustainable Investments include investments that intend to apply one or more ESG (Environmental, Social and Governance) principles in their investment strategy.

\* Simulated returns estimate how the segregated fund would have performed if the fund had been active during the periods shown. They are based on the underlying fund's historical returns and adjusted for the segregated fund's applicable fees.

† Management Expense Ratios (MERs) are estimated for the current year and are unaudited. MERs may vary at any time.

Equity and fixed income breakdowns are based on the most recent data available.

All returns are calculated after taking MERs into account, but do not include the effect of guarantee fees.

**Any amount that is allocated to a segregated fund is invested at the risk of the owner and may increase or decrease in value.** Segregated fund values change frequently, and past performance or simulated performance does not guarantee future results.

Equitable GIF, Equitable Guaranteed Investment Funds, Pivotal Select, Together Protecting Today – Preparing Tomorrow and Equitable are trademarks of The Equitable Life Insurance Company of Canada.

This information is being provided to you for general information purposes only. Equitable and its representatives have no control over the function or design of the software which has assembled these reports and they may not contain accurate or current unit values.