



Equitable Franklin ClearBridge Dividend Income

Fund Overview

The objective of the segregated fund is to invest in units of the Franklin ClearBridge Dividend Income Fund or a substantially similar fund. The underlying fund objective is high current income by investing primarily in Canadian and American dividend paying preferred and common stocks and, from time to time bonds, up to a maximum of 25% of the fund's total assets.

Risk Rating



Product Availability

Pivotal Solutions and Personal Investment Portfolio

Date of Inception:

January 2004

Net Asset Value per Unit:

\$32.70 (04/01/2026)

Change: -\$0.01 (-0.02%) ▼

Estimated Management Expense Ratio (MER)[†]:

2.94%

As of December 31, 2025

Asset Allocation (%)



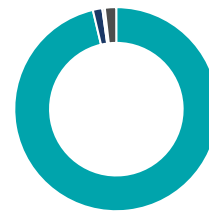
Asset	%
Canadian Equity	58.2
US Equity	20.8
Canadian Corporate Bonds	11.5
Income Trust Units	3.1
Canadian Government Bonds	2.7
Cash and Equivalents	2.2
Foreign Corporate Bonds	1.1
International Equity	0.4

Sector Allocation (%)



Sector	%
Financial Services	41.1
Fixed Income	15.5
Energy	11.3
Industrial Services	8.3
Basic Materials	7.5
Technology	6.0
Utilities	5.6
Telecommunications	4.7

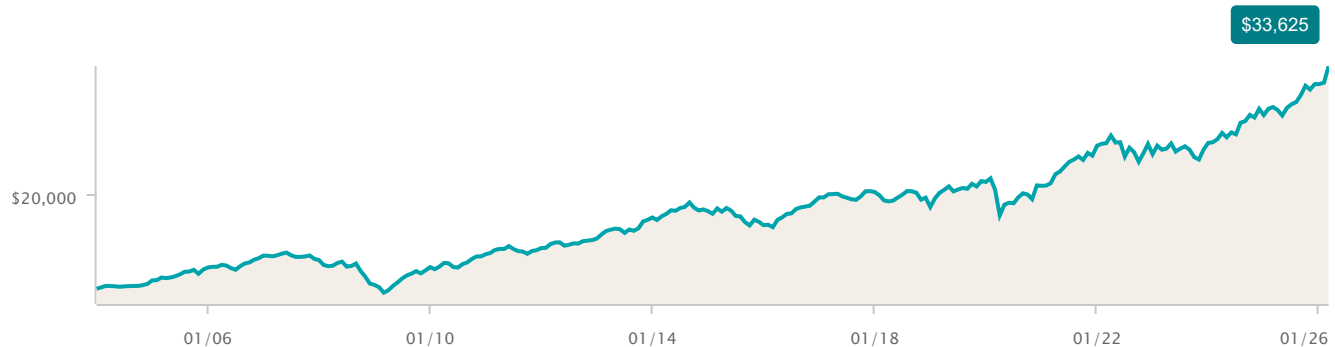
Geographic Allocation (%)



Region	%
North America	96.3
Latin America	1.5
Europe	0.4
Other	1.8

Growth of \$10,000

As of February 28, 2026





Equitable Franklin ClearBridge Dividend Income

Top 10 Holdings (%)

As of December 31, 2025

Name	%
Royal Bank of Canada	4.44
Toronto-Dominion Bank	3.15
Bank of Montreal	2.87
Canadian National Railway Co	2.42
Bank of Nova Scotia	2.26
Canadian Utilities Ltd Cl A	2.12
Intact Financial Corp	1.91
TMX Group Ltd	1.86
Fortis Inc	1.82
Alimentation Couche-Tard Inc	1.78

Calendar Return (%)

As of February 28, 2026

Period	2025	2024	2023	2022	2021	2020	2019	2018	2017	2016
Fund	11.58	11.62	4.90	-3.55	20.35	-1.94	14.27	-7.86	2.87	17.60
Quartile	2	3	4	1	1	4	2	3	4	1

Compound Return (%)

As of February 28, 2026

Period	1 mth	3 mths	6 mths	1 yr	3 yr	5 yr	10 yr
Fund	5.46	5.99	10.03	14.80	10.74	9.67	7.36
Quartile	1	1	1	2	2	1	2

Fund Information

Description	Guarantee Fee	DSC	Level NL
Pivotal Solutions	-	EQU516	EQU316
Personal Investment Portfolio	-	EQU116	-

Fund Category

Canadian Equity Balanced

Portfolio Manager

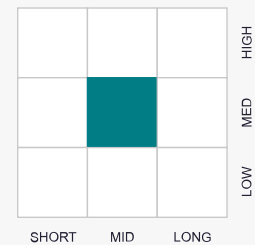
Franklin Templeton Investments Corp.

Investment Style

Equity



Fixed Income



Sustainable Investments include investments that intend to apply one or more ESG (Environmental, Social and Governance) principles in their investment strategy.

* Simulated returns estimate how the segregated fund would have performed if the fund had been active during the periods shown. They are based on the underlying fund's historical returns and adjusted for the segregated fund's applicable fees.

† Management Expense Ratios (MERs) are estimated for the current year and are unaudited. MERs may vary at any time.

Equity and fixed income breakdowns are based on the most recent data available.

All returns are calculated after taking MERs into account, but do not include the effect of guarantee fees.

Any amount that is allocated to a segregated fund is invested at the risk of the owner and may increase or decrease in value. Segregated fund values change frequently, and past performance or simulated performance does not guarantee future results.

Equitable GIF, Equitable Guaranteed Investment Funds, Pivotal Select, Together Protecting Today – Preparing Tomorrow and Equitable are trademarks of The Equitable Life Insurance Company of Canada.

This information is being provided to you for general information purposes only. Equitable and its representatives have no control over the function or design of the software which has assembled these reports and they may not contain accurate or current unit values.