

Quick facts

Date of Inception:	August 2022	Asset Class:	U.S. Equity
Total Value:	\$286,566,166	Management Expense Ratio (MER):	2.35%
Net Asset Value per Unit:	\$17.18	Managed by:	Invesco Canada Ltd.
Number of Units Outstanding:	16,679,013	Portfolio Turnover Rate:	4.10%
		Minimum Investment:	\$50.00

Product Availability: [Investment Class](#)

What does this fund invest in?

The objective of the segregated fund is to invest in units of the Invesco S&P 500 ESG Index ETF or a substantially similar fund.

The underlying ETF objective is to replicate, to the extent reasonably possible and before fees and expenses, the performance of the S&P 500[®] Scored & Screened Index, on an unhedged basis. The underlying ETF invests, directly or indirectly, primarily in equity securities of U.S. companies.

Top 10 Investments

1. NVIDIA Corp
2. Apple Inc
3. Microsoft Corp
4. Alphabet Inc
5. Alphabet Inc
6. Meta Platforms Inc
7. Eli Lilly and Co
8. Visa Inc
9. Exxon Mobil Corp
10. Walmart Inc

Total Investments: 314 securities

The top 10 investments make up 48.27% of the fund.

How risky is it?

The value of your investments can go down.

Low	Low to Medium	Medium	Medium to High	High
-----	---------------	--------	----------------	------

Key investment risks: Concentration Risk, ESG Investing Risk, Equity Risk, Foreign Market Risk, Underlying Fund Risk


Note: There may be other applicable risks. See the Contract and Information Folder for a description of investment risks.

Are there any guarantees?

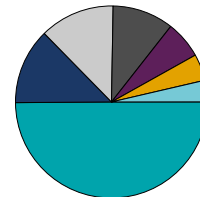
This segregated fund is being offered under an insurance contract. It comes with guarantees that may protect your investment if the markets go down. The MER includes the insurance cost for the Investment Class. Where applicable, an additional fee is charged to the contract for the Estate Class and the Protection Class. For details, please refer to the contract and information folder.

Investment segmentation (December 31, 2025)

	US Equity 96.3%
	International Equity 3.2%
	Cash and Equivalents 0.5%



	Technology 49.9%
	Financial Services 12.8%
	Other 12.6%
	Healthcare 10.3%
	Consumer Services 6.3%
	Industrial Goods 4.5%
	Consumer Goods 3.6%



How has the fund performed?

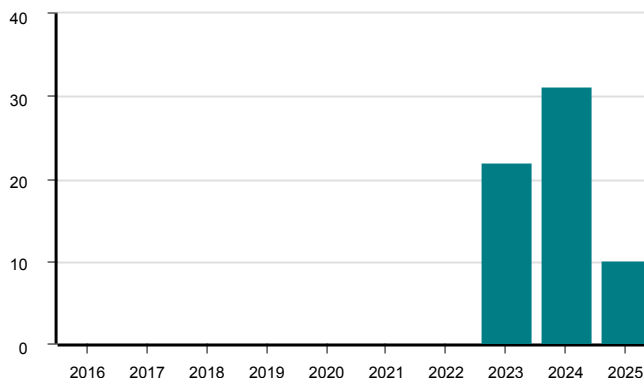
This section tells you how the fund has performed since inception for a contractholder who chooses the Investment Class. Returns are after the MER has been deducted.

It's important to note that this doesn't tell you how the fund will perform in the future. Also, your actual return will depend on the guarantee class you choose and on your personal tax situation.

Average return

A person who invested \$1,000 in the fund since inception has \$1,718.12. This works out to an average of 17.59% a year.

Year-by-year returns



Equitable Invesco S&P 500 ESG Index ETF



The Equitable Life Insurance Company of Canada - Pivotal Select Fund Facts

December 31, 2025

Who is this fund for?

This fund may be appropriate for investors who are:

- Seeking a well-diversified core U.S. equity investment with an environmental, social and governance (ESG) mandate
- Seeking long-term capital growth
- Comfortable with medium risk

How much does it cost?

The following tables show the fees and expenses you could pay to buy, own and sell units of the fund.

Sales Charge Option	What You Pay	How It Works
No Load	There is no charge when you surrender.	• When you buy the fund there is no initial charge, Equitable pays your advisor no initial commission.
No Load CB	There is no charge when you surrender.	• When you buy the fund there is no initial charge, Equitable pays your advisor an initial commission of up to 5.6%. Your advisor may have to return a portion or all of their initial commission when you withdraw units of the fund.

Ongoing fund expenses

The MER includes the management fee and operating expenses of the fund. It also includes the insurance cost for the Investment Class. You don't pay these expenses directly but they will reduce the return on your investment. An additional cost applies to the Estate Class and the Protection Class and is paid out of the contract each month which leads to a slightly lower net rate of return. For details about how the guarantees work, please refer to the contract and information folder.

Trailing commission

Equitable pays your advisor a trailing commission of up to 1.0% for as long as you own the fund. It is for the services and advice your advisor provides to you. The trailing commission is paid out of the management fee. You don't pay these expenses directly.

	Guarantees		Management Fee	Insurance Fee	MER	Guarantee Fee
	Maturity	Death				
Investment Class	75%	75%	1.82%	0.18%	2.35%	-

Other fees	What you pay
Short Term Trading	2% of the value of units you sell or switch within 90 days of buying them.
Unscheduled Withdrawals	\$25 may be charged in accordance with the administrative rules in effect.
Switches	\$25 may be charged for each switch in excess of 4 per year.

What if I change my mind?

- You can change your mind about purchasing the contract or any instruction you give, within two business days of the earlier of: the date you received confirmation or five business days after it is mailed.
- You must tell us in writing, by email, fax or letter, that you want to cancel.
- The amount returned will be the lesser of the amount you invested or the value of the fund if it has gone down.
- The amount returned will include a refund of any sales charges or other fees you paid.

For more information

This summary may not contain all the information you need. Please read the insurance contract and the Information Folder.

Equitable
 One Westmount Road North
 Waterloo, Ontario N2J 4C7
 Toll free: 1 800 668 4095
 e-mail: savingsretirement@equitable.ca
 website: www.equitable.ca

The "S&P 500 Scored & Screened Index" is a product of S&P Dow Jones Indices LLC or its affiliates ("SPDJI") and S&P Global or its affiliates, and has been licensed for use by The Equitable Life Insurance Company of Canada. Standard & Poor's® and S&P® are registered trademarks of Standard & Poor's Financial Services LLC ("S&P") and Dow Jones® is a registered trademark of Dow Jones Trademark Holdings LLC ("Dow Jones"). The trademarks have been licensed to SPDJI and have been sublicensed for use for certain purposes by The Equitable Life Insurance Company of Canada. Equitable Life S&P 500 ESG Index Fund is not sponsored, endorsed, sold or promoted by SPDJI, Dow Jones, S&P, any of their respective affiliates (collectively, "S&P Dow Jones Indices") or S&P Global or its affiliates. Neither S&P Dow Jones Indices nor S&P Global or its affiliates make any representation or warranty, express or implied, to the owners of the Equitable Life S&P 500 ESG Index Fund or any member of the public regarding the advisability of investing in securities generally or in Equitable Life S&P 500 ESG Index Fund particularly or the ability of the S&P 500 Scored & Screened Index to track general market performance. S&P Dow Jones Indices [and S&P Global or its affiliates] only relationship to The Equitable Life Insurance Company of Canada with respect to the S&P 500 Scored & Screened Index is the licensing of the Index and certain trademarks, service marks and/or trade names of S&P Dow Jones Indices and/or its licensors. The S&P 500 Scored & Screened Index is determined, composed and calculated by S&P Dow Jones Indices or S&P Global or its affiliates without regard to The Equitable Life Insurance Company of Canada or the Equitable Life S&P 500 ESG Index Fund. S&P Dow Jones Indices and S&P Global or its affiliates have no obligation to take the needs of The Equitable Life Insurance Company of Canada or the owners of Equitable Life S&P 500 ESG Index Fund into consideration in determining, composing or calculating the S&P 500 Scored & Screened Index. Neither S&P Dow Jones Indices nor S&P Global or its affiliates are responsible for and have not participated in the determination of the prices, and amount of Equitable Life S&P 500 ESG Index Fund or the timing of the issuance or sale of Equitable Life S&P 500 ESG Index Fund or in the determination or calculation of the equation by which Equitable Life S&P 500 ESG Index Fund is to be converted into cash, surrendered or redeemed, as the case may be. S&P Dow Jones Indices and S&P Global or its affiliates have no obligation or liability in connection with the administration, marketing or trading of Equitable Life S&P 500 ESG Index Fund. There is no assurance that investment products based on the S&P 500 Scored & Screened Index will accurately track index performance or provide positive investment returns. S&P Dow Jones Indices LLC is not an investment advisor. Inclusion of a security within an index is not a recommendation by S&P Dow Jones Indices to buy, sell, or hold such security, nor is it considered to be investment advice. NEITHER S&P DOW JONES INDICES NOR S&P GLOBAL OR ITS AFFILIATES GUARANTEES THE ADEQUACY, ACCURACY, TIMELINESS AND/OR THE COMPLETENESS OF THE S&P 500 SCORED & SCREENED INDEX OR ANY DATA RELATED THERETO OR ANY COMMUNICATION, INCLUDING BUT NOT LIMITED TO, ORAL OR WRITTEN COMMUNICATION (INCLUDING ELECTRONIC COMMUNICATIONS) WITH RESPECT THERETO. S&P DOW JONES INDICES AND S&P GLOBAL OR ITS AFFILIATES SHALL NOT BE SUBJECT TO ANY DAMAGES OR LIABILITY FOR ANY ERRORS, OMISSIONS, OR DELAYS THEREIN. S&P DOW JONES INDICES AND S&P GLOBAL OR ITS AFFILIATES MAKES NO EXPRESS OR IMPLIED WARRANTIES, AND EXPRESSLY DISCLAIMS ALL WARRANTIES, OF MERCHANTABILITY OR FITNESS FOR A PARTICULAR PURPOSE OR USE OR AS TO RESULTS TO BE OBTAINED BY THE EQUITABLE LIFE INSURANCE COMPANY OF CANADA, OWNERS OF THE EQUITABLE LIFE S&P 500 ESG INDEX FUND, OR ANY OTHER PERSON OR ENTITY FROM THE USE OF THE S&P 500 SCORED & SCREENED INDEX OR WITH RESPECT TO ANY DATA RELATED THERETO. WITHOUT LIMITING ANY OF THE FOREGOING, IN NO EVENT WHATSOEVER SHALL S&P DOW JONES INDICES OR S&P GLOBAL OR ITS AFFILIATES BE LIABLE FOR ANY INDIRECT, SPECIAL, INCIDENTAL, PUNITIVE, OR CONSEQUENTIAL DAMAGES INCLUDING BUT NOT LIMITED TO, LOSS OF PROFITS, TRADING LOSSES, LOST TIME OR GOODWILL, EVEN IF THEY HAVE BEEN ADVISED OF THE POSSIBILITY OF SUCH DAMAGES, WHETHER IN CONTRACT, TORT, STRICT LIABILITY, OR OTHERWISE. THERE ARE NO THIRD PARTY BENEFICIARIES OF ANY AGREEMENTS OR ARRANGEMENTS BETWEEN S&P DOW JONES INDICES AND THE EQUITABLE LIFE INSURANCE COMPANY OF CANADA, OTHER THAN THE LICENSORS OF S&P DOW JONES INDICES.