

Quick facts

Date of Inception: August 2022
 Total Value: \$95,869,850
 Net Asset Value per Unit: \$17.09
 Number of Units Outstanding: 5,609,376

Asset Class: U.S. Equity
 Management Expense Ratio (MER): 2.82%
 Managed by: Fidelity Investments Canada ULC
 Portfolio Turnover Rate: 1.09%
 Minimum Investment: \$50.00

Product Availability: Investment Class

What does this fund invest in?

The objective of the segregated fund is to invest in units of the Fidelity U.S. Focused Stock Fund or a substantially similar fund.

The underlying fund objective is to achieve long-term capital growth. It invests primarily in equity securities of U.S. companies.

Top 10 Investments

1. NVIDIA Corp
2. Meta Platforms Inc
3. Amazon.com Inc
4. Eli Lilly and Co
5. Alphabet Inc
6. Microsoft Corp
7. Modine Manufacturing Co
8. Fiserv Inc
9. Eaton Corp PLC
10. Apple Inc

Total Investments: 44 securities

The top 10 investments make up 52.47% of the fund.

How risky is it?

The value of your investments can go down.

Low	Low to Medium	Medium	Medium to High	High
-----	---------------	--------	----------------	------

Key investment risks: Concentration Risk, Equity Risk, Foreign Market Risk, Special Equities Risk, Underlying Fund Risk

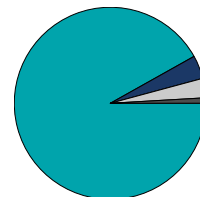
Note: There may be other applicable risks. See the Contract and Information Folder for a description of investment risks.

Are there any guarantees?

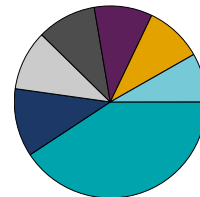
This segregated fund is being offered under an insurance contract. It comes with guarantees that may protect your investment if the markets go down. The MER includes the insurance cost for the Investment Class. Where applicable, an additional fee is charged to the contract for the Estate Class and the Protection Class. For details, please refer to the contract and information folder.

Investment segmentation (December 31, 2024)

- US Equity 91.9%
- International Equity 3.9%
- Canadian Equity 3.3%
- Cash and Equivalents 0.9%



- Technology 40.8%
- Other 11.5%
- Industrial Services 10.1%
- Consumer Services 10.0%
- Consumer Goods 9.8%
- Financial Services 9.7%
- Healthcare 8.2%



How has the fund performed?

This section tells you how the fund has performed since inception for a contractholder who chooses the Investment Class. Returns are after the MER has been deducted.

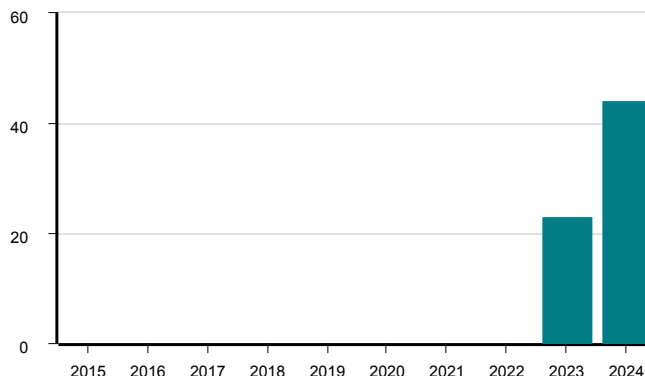
It's important to note that this doesn't tell you how the fund will perform in the future. Also, your actual return will depend on the guarantee class you choose and on your personal tax situation.

Average return

A person who invested \$1,000 in the fund since inception has \$1,709.12. This works out to an average of 25.73% a year.

Year-by-year returns

This chart shows how the fund has performed since inception. Since inception the fund was up in value 2 years of the 2.



Equitable Life Fidelity® U.S. Focused Stock Fund Select



The Equitable Life Insurance Company of Canada - Pivotal Select Fund Facts

December 31, 2024

Who is this fund for?

This fund may be appropriate for investors who are:

- Wanting to gain U.S. equity exposure
- Able to handle the volatility of returns generally associated with equity investments
- Planning to hold your investment for the medium to long term

How much does it cost?

The following tables show the fees and expenses you could pay to buy, own and sell units of the fund.

Sales Charge Option	What You Pay	How It Works
No Load	There is no charge when you surrender.	• When you buy the fund there is no initial charge, Equitable pays your advisor no initial commission.
No Load CB	There is no charge when you surrender.	• When you buy the fund there is no initial charge, Equitable pays your advisor an initial commission of up to 5.6%. Your advisor may have to return a portion or all of their initial commission when you withdraw units of the fund.

Ongoing fund expenses

The MER includes the management fee and operating expenses of the fund. It also includes the insurance cost for the Investment Class. You don't pay these expenses directly but they will reduce the return on your investment. An additional cost applies to the Estate Class and the Protection Class and is paid out of the contract each month which leads to a slightly lower net rate of return. For details about how the guarantees work, please refer to the contract and information folder.

Trailing commission

Equitable pays your advisor a trailing commission of up to 1.0% for as long as you own the fund. It is for the services and advice your advisor provides to you. The trailing commission is paid out of the management fee. You don't pay these expenses directly.

	Guarantees		Management Fee	Insurance Fee	MER	Guarantee Fee
	Maturity	Death				
Investment Class	75%	75%	2.39%	0.20%	2.82%	-
Other fees	What you pay					
Short Term Trading	2% of the value of units you sell or switch within 90 days of buying them.					
Unscheduled Withdrawals	\$25 may be charged in accordance with the administrative rules in effect.					
Switches	\$25 may be charged for each switch in excess of 4 per year.					

What if I change my mind?

- You can change your mind about purchasing the contract or any instruction you give, within two business days of the earlier of: the date you received confirmation or five business days after it is mailed.
- You must tell us in writing, by email, fax or letter, that you want to cancel.
- The amount returned will be the lesser of the amount you invested or the value of the fund if it has gone down.
- The amount returned will include a refund of any sales charges or other fees you paid.

For more information

This summary may not contain all the information you need. Please read the insurance contract and the Information Folder.

Equitable
One Westmount Road North
Waterloo, Ontario N2J 4C7
Toll free: 1 800 668 4095
e-mail: savingsretirement@equitable.ca
website: www.equitable.ca