

## Quick facts (as of December 31, 2025)

Date fund created:	September 2013	Asset class:	Canadian Equity
Total value:	\$84,727,254	Management expense ratio (MER):	2.80%
Net asset value per unit:	\$24.21	Managed by:	Franklin Templeton Investments Corp.
Number of units outstanding:	3,499,814	Portfolio turnover rate:	8.73%
		Minimum investment:	\$25.00

Product availability: [Equitable Guaranteed Investment Funds - Investment Class, Estate Class, Protection Class](#)

## What does this Fund invest in?

The objective of the segregated fund is to invest in units of the Franklin ClearBridge Canadian Equity Fund or a substantially similar fund.

The underlying fund objective is long-term capital appreciation by investing primarily in a diversified portfolio of mid- to large-capitalization Canadian equities.

## Top 10 investments (as of December 31, 2025)

- Royal Bank of Canada
- Toronto-Dominion Bank
- Bank of Nova Scotia
- Bank of Montreal
- Shopify Inc
- Brookfield Corp
- Canadian National Railway Co
- Franco-Nevada Corp
- Alimentation Couche-Tard Inc
- Canadian Pacific Kansas City Ltd

**Total investments: 52 securities**

**The top 10 investments make up 41.78% of the Fund.**

## How risky is it?

The value of your investments can go down.




**Key investment risks:** commodity risk, issuer risk, market risk, underlying fund risk

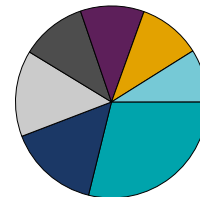
See the Contract Provisions and Information Folder for a full description of these principal risks.

## Investment segmentation (December 31, 2025)

- Canadian Equity 99.0%
- Cash and Equivalents 1.0%



- Financial Services 28.9%
- Other 15.3%
- Energy 14.5%
- Industrial Services 11.1%
- Basic Materials 10.7%
- Technology 10.6%
- Consumer Services 8.9%



## How has the Fund performed?

This shows how the Fund did over the past 10 years for someone with an Investment Class contract. Your actual return depends on your Guarantee Class and your personal tax situation.

Returns are after the MER has been deducted.

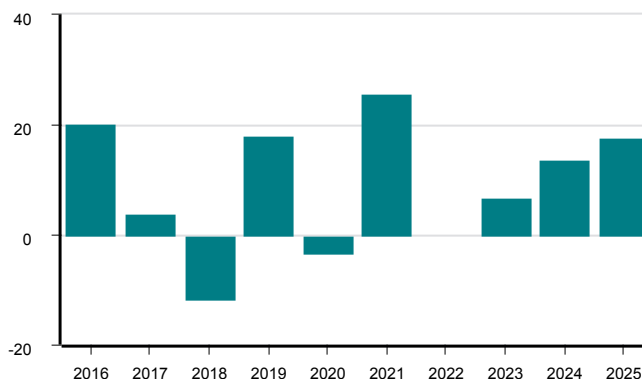
Note that this does not tell you how the Fund will perform in the future.

## Average return

A person who invested \$1,000 in the Fund 10 years ago now has \$2,279.81. This works out to an average of 8.59% a year.

## Year-by-year returns

This chart shows how the Fund has performed in each of the past 10 years. In the last 10 years the Fund was up in value 8 years and down in value 2 years of the 10.



## Are there any guarantees?

This segregated fund is being offered under an insurance contract. It comes with guarantees that may protect your investment if the markets go down. A guarantee fee is charged for the Estate Class and the Protection Class. For details, please refer to the Contract Provisions and Information Folder.

## Who is this Fund for?

This Fund may be appropriate for investors who are:

- Seeking a core Canadian equity fund
- Willing to accept a low to medium level of risk
- Looking to hold their investment for the medium to long term

## How much does it cost?

The following tables show the fees and expenses you could pay to buy and sell units of the Fund.

Sales Charge Option	What you pay	How it works
Front End Load (FEL)	0% to 5% of the amount you invest, as negotiated with your advisor.	When you buy units of the Fund, any commission above 0% is deducted from your Deposit. It is paid to your advisor and their managing general agency. There is no charge to you when you sell Fund units.
Chargeback Option - three year (CB3)	There is no charge to you when you sell units of the Fund.	When you buy the Fund there is no initial charge. Equitable pays your advisor an initial commission of up to 3.5%. If you sell within three years of the Deposit date, your advisor may have to return some or all of their initial commission to Equitable.
Chargeback Option - five year (CB5)	There is no charge to you when you sell units of the Fund.	When you buy the Fund, there is no initial charge. Equitable pays your advisor an initial commission of up to 5.6%. If you sell within five years of the Deposit date, your advisor may have to return some or all of their initial commission to Equitable.

## Ongoing Fund expenses

The MER includes the management fee, insurance fee, operating expenses, and any Underlying Fund MERs. You don't pay these expenses or the MER directly but they will reduce the return on your investment. An additional guarantee fee applies to the Estate Class and the Protection Class. It is paid out of the Contract each month which leads to a slightly lower net rate of return. For details about how the guarantees work, please refer to the Contract Provisions and Information Folder.

## Trailing commission

Equitable pays your advisor a trailing commission of up to 1.0% for as long as you own the Fund. It is for the services and advice your advisor provides to you. The trailing commission is paid out of the MER. You don't pay this commission directly.

	Guarantees		Management fee	Insurance fee	MER	Guarantee fee
	Maturity	Death				
Investment Class	75%	75%	2.44%	0.12%	2.80%	-
Estate Class	75%	100%	2.44%	0.12%	2.80%	0.30%
Protection Class	100%	100%	2.44%	0.12%	2.80%	0.90%
Other fees	What you pay					
Short term trading fee	2% of the value of units you sell or switch within 90 days of buying them					

## What if I change my mind?

- You have two business days to change your mind about buying the Contract or any instructions you give us. This starts from the earlier of the date you receive confirmation or five business days after confirmation was sent.
- You must send us a written request to cancel.
- If you cancel the Contract, you will receive the lesser of the amount you invested or the current value of the Fund if it has gone down.
- You will get back any sales charges or fees you paid.

## For more information

This summary may not contain all the information you need. Please read the Equitable Guaranteed Investment Funds Contract Provisions and Information Folder.

Equitable  
 One Westmount Road North  
 Waterloo, Ontario N2J 4C7  
 Toll free: 1-800-668-4095  
 e-mail: individualwealth@equitable.ca  
 website: equitable.ca