



Equitable Life ClearBridge Sustainable Global Infrastructure Income Fund Select

Fund Overview

The objective of the segregated fund is to invest in units of the Franklin ClearBridge Sustainable Global Infrastructure Income Fund or a substantially similar fund. The underlying fund objective is to achieve income and capital appreciation by investing primarily in equity securities of sustainable issuers in the infrastructure business.

Risk Rating



Product Availability

Pivotal Select (75/75)

Date of Inception:

August 2022

Net Asset Value per Unit:

\$9.42 (04/25/2024)

Change: -\$0.03 (-0.26%) ▼

Estimated Management Expense Ratio (MER)[†]:

2.70%

As of January 31, 2024

Asset Allocation (%)



Asset	%
International Equity	46.4
US Equity	37.6
Income Trust Units	9.5
Canadian Equity	6.9
Cash and Equivalents	-0.4

Sector Allocation (%)



Sector	%
Utilities	57.0
Industrial Services	19.0
Energy	11.8
Real Estate	10.7
Technology	1.9
Cash and Cash Equivalent	-0.4

Geographic Allocation (%)

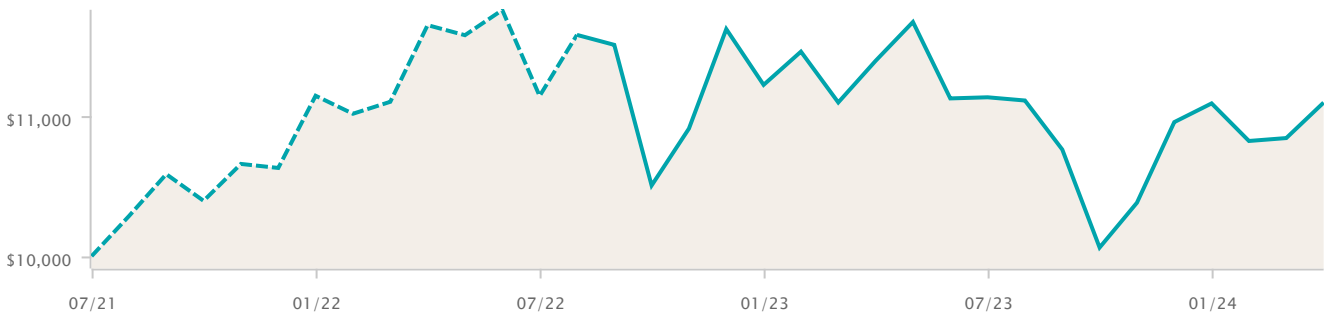


Region	%
North America	46.6
Europe	35.7
Asia	12.2
Latin America	5.5

Growth of \$10,000

As of March 31, 2024

\$11,104*





Equitable Life ClearBridge Sustainable Global Infrastructure Income Fund Select

Top 10 Holdings (%)

As of January 31, 2024

Name	%
Entergy Corp	5.04
EDP Energias de Portugal SA	4.96
National Grid PLC	4.72
Union Pacific Corp	4.41
Southern Co	4.11
Crown Castle International Corp	3.80
American Tower Corp	3.79
West Japan Railway Co	3.55
Snam SpA	3.52
OGE Energy Corp	3.45

Calendar Return (%)

As of March 31, 2024

Period	2023	2022	2021	2020	2019	2018	2017	2016	2015	2014
Fund	-1.19	0.70*	-	-	-	-	-	-	-	-
Quartile	4	-	-	-	-	-	-	-	-	-

Compound Return (%)

As of March 31, 2024

Period	1 mth	3 mths	6 mths	1 yr	3 yr	5 yr	10 yr
Fund	2.35	0.05	10.36	-2.63	-	-	-
Quartile	4	4	3	4	-	-	-

Fund Information

Description	Guarantee Fee	NL	NL-CB	NL-CB5
Investment Class (75/75)	-	ELC768	ELC3068	ELC5068

Fund Category

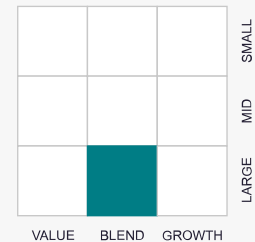
Global Infrastructure Equity

Portfolio Manager

Franklin Templeton Investments Corp.

Investment Style


Equity



Responsible Investment Classifications**

- ESG Integration and Evaluation
- ESG Exclusions
- ESG Related Engagement and Stewardship Activities

** Responsible Investing Classifications are based on the Responsible Investment Identification framework provided by the Canadian Investment Funds Standards Committee (CIFSC). Details of the framework can be found at <https://www.cifsc.org/responsible-investment-identification-framework/>.

 Sustainable Investments include investments that intend to apply one or more ESG (Environmental, Social and Governance) principles in their investment strategy.

* indicates simulated returns given that the Equitable Life segregated fund was not available for these periods. Simulated returns reflect the past investment performance of the underlying fund, with estimated adjustments made for applicable Management Expense Ratios (MER) and HST. Simulated returns are not a guarantee of future performance of the underlying fund or the Equitable Life segregated fund.

† Management Expense Ratios (MERs) are based on figures as of January 1st of the current year and are unaudited. MERs may vary at any time. The MER is the combination of the management fee, insurance fee, operating expenses, HST, and any other applicable sales tax for the fund and for the underlying fund.

All returns are calculated after taking expenses, management and administration fees into account. ANY AMOUNT THAT IS ALLOCATED TO A SEGREGATED FUND IS INVESTED AT THE RISK OF THE OWNER AND MAY INCREASE OR DECREASE IN VALUE. Segregated fund values change frequently, and past performance does not guarantee future results.

Pivotal Select, Together Protecting Today – Preparing Tomorrow, Equitable Life, and Equitable Life of Canada are trademarks of The Equitable Life Insurance Company of Canada.

This information is being provided to you for general information purposes only. Equitable Life of Canada and its representatives have no control over the function or design of the software which has assembled these reports and they may not contain accurate or current unit values.