



Money Market Fund

Fund Overview

The Money Market Fund will invest primarily in money market instruments with a term to maturity of one year or less. The fund invests primarily in short-term government and high quality corporate debt securities. The objective of the fund is to provide maximum income through short-term investments consistent with preservation of capital and liquidity.

Risk Rating



Product Availability

Pivotal Solutions, Pivotal Solutions II and Personal Investment Portfolio

Date of Inception:

October 1994

Net Asset Value per Unit:

\$14.81 (04/25/2024)


Change: \$0.01 (0.03%) ▲

Estimated Management Expense Ratio (MER)[†]:

1.50%


As of March 31, 2024

Asset Allocation (%)



Asset	%
Cash and Equivalents	100.0

Sector Allocation (%)



Sector	%
Cash and Cash Equivalent	100.0

Geographic Allocation (%)

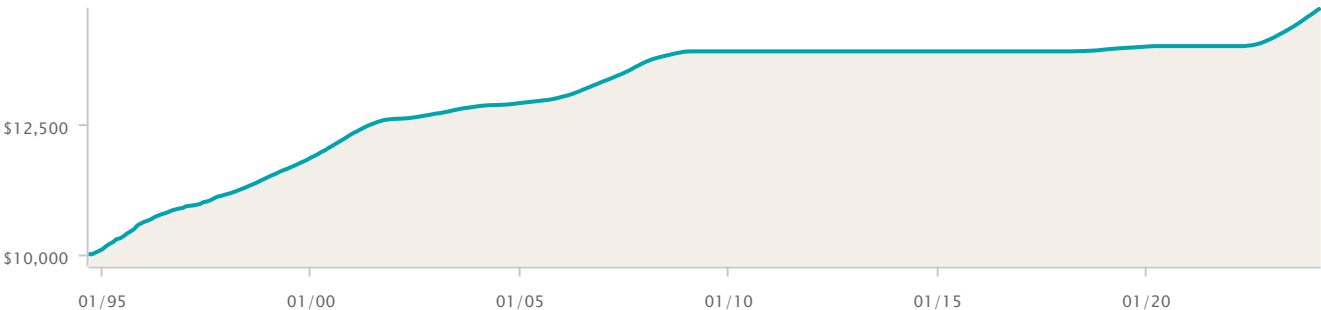


Region	%
North America	100.0

Growth of \$10,000

As of March 31, 2024

\$14,721



Top 10 Holdings (%)

As of March 31, 2024

Name	%
CANADA Cash and Receivables, Payables	39.65
Toronto-Dominion Bank 3.23% 24-Jul-2024	5.31
407 International Inc 3.35% 13-Apr-2024	4.03
North West Redwater Partnership 3.20% 23-Apr-2024	3.98
Canadian Natural Resources Ltd 3.55% 14-Apr-2024	3.68
FortisAlberta Inc 3.30% 30-Jun-2024	3.34
Bank of Nova Scotia 1.95% 10-Jan-2025	3.26
Alectra Inc 3.24% 21-Aug-2024	2.66
Honda Canada Finance Inc 0.00% 21-May-2024	2.64
Epcor Utilities Inc 0.98% 28-Jun-2024	2.64

Fund Category

Canadian Money Market

Portfolio Manager

The Equitable Life Insurance Company of Canada

Investment Style

Calendar Return (%)

As of March 31, 2024

Period	2023	2022	2021	2020	2019	2018	2017	2016	2015	2014
Fund	3.36	0.84	0.00	0.10	0.43	0.19	0.00	0.00	0.00	0.00
Quartile	4	3	3	4	4	4	3	3	3	4

Compound Return (%)

As of March 31, 2024

Period	1 mth	3 mths	6 mths	1 yr	3 yr	5 yr	10 yr
Fund	0.29	0.94	1.91	3.59	1.71	1.10	0.58
Quartile	4	4	4	4	3	4	4

Fund Information

Description	DSC
Pivotal Solutions	EQU505
Pivotal Solutions II	EQU405
Personal Investment Portfolio	EQU105

 Sustainable Investments include investments that intend to apply one or more ESG (Environmental, Social and Governance) principles in their investment strategy.

* indicates simulated returns given that the Equitable Life segregated fund was not available for these periods. Simulated returns reflect the past investment performance of the underlying fund, with estimated adjustments made for applicable Management Expense Ratios (MER) and HST. Simulated returns are not a guarantee of future performance of the underlying fund or the Equitable Life segregated fund.

† Management Expense Ratios (MERs) are based on figures as of January 1st of the current year and are unaudited. MERs may vary at any time. The MER is the combination of the management fee, insurance fee, operating expenses, HST, and any other applicable sales tax for the fund and for the underlying fund.

All returns are calculated after taking expenses, management and administration fees into account. ANY AMOUNT THAT IS ALLOCATED TO A SEGREGATED FUND IS INVESTED AT THE RISK OF THE OWNER AND MAY INCREASE OR DECREASE IN VALUE. Segregated fund values change frequently, and past performance does not guarantee future results.

Pivotal Select, Together Protecting Today – Preparing Tomorrow, Equitable Life, and Equitable Life of Canada are trademarks of The Equitable Life Insurance Company of Canada.

This information is being provided to you for general information purposes only. Equitable Life of Canada and its representatives have no control over the function or design of the software which has assembled these reports and they may not contain accurate or current unit values.