

Equitable Life Quotential Diversified Income Portfolio B

Fund Overview

The objective of the segregated fund is to invest in units of the Franklin Quotential Diversified Income Portfolio or a substantially similar fund. The underlying fund objective is high current income and some long-term capital appreciation by investing primarily in a diversified mix of income and bond mutual funds.

Risk Rating



Product Availability

Pivotal Solutions II

Date of Inception:

September 2006

Net Asset Value per Unit:

\$14.32 (04/25/2024)

Change: $-\$0.05$ (-0.37%) ▼

Estimated Management Expense Ratio (MER)[†]:

3.24%

As of December 31, 2023

Asset Allocation (%)



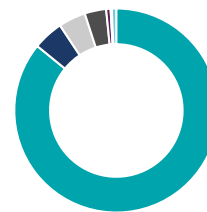
Asset	%
Canadian Government Bonds	26.7
Canadian Corporate Bonds	17.6
Cash and Equivalents	14.7
US Equity	12.6
Canadian Equity	11.9
International Equity	7.7
Foreign Corporate Bonds	5.8
Foreign Government Bonds	3.0

Sector Allocation (%)



Sector	%
Fixed Income	62.3
Cash and Cash Equivalent	14.7
Technology	6.3
Financial Services	5.0
Mutual Fund	4.8
Consumer Services	2.5
Healthcare	2.4
Energy	2.0

Geographic Allocation (%)

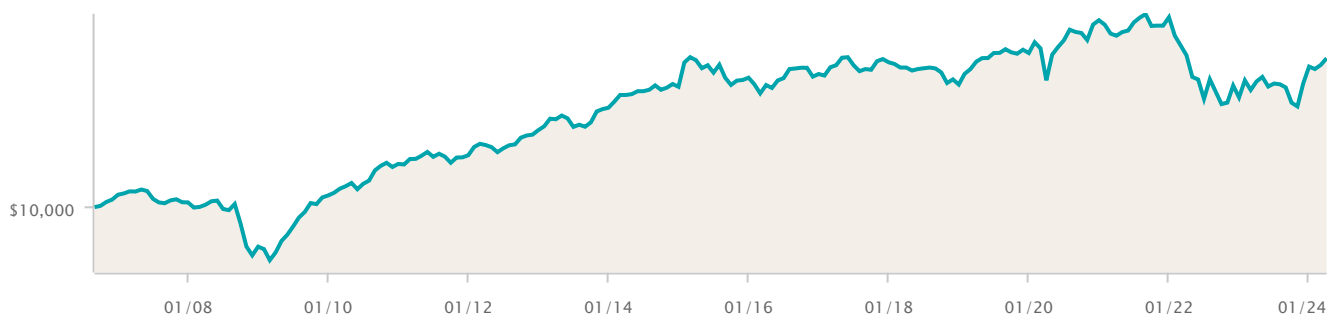


Region	%
North America	85.9
Multi-National	4.8
Europe	4.3
Asia	3.4
Latin America	0.7
Africa and Middle East	0.2
Other	0.7

Growth of \$10,000

As of March 31, 2024

\$13,628





Equitable Life Quotential Diversified Income Portfolio B

Top 10 Holdings (%)

As of December 31, 2023

Name	%
Franklin Bissett Core Plus Bond Fund Series O	30.72
Franklin Canadian Government Bond Fund O	17.79
Franklin Global Core Bond Fund ETF Series (FLGA)	9.51
Franklin Bissett Short Duration Bond Fund Series O	5.35
Franklin Western Asset Core Pls Bd Fd Srs A - Open	4.75
Franklin Brandywine Global Sust Inc Opt Fd A	4.74
Franklin U.S. Core Equity Fund Series O	3.61
Franklin Bissett Canadian Equity Fund Series O	2.87
Franklin FTSE U.S. Index ETF (FLAM)	2.32
Franklin U.S. Rising Dividends Fund Series O	2.10

Calendar Return (%)

As of March 31, 2024

Period	2023	2022	2021	2020	2019	2018	2017	2016	2015	2014
Fund	5.93	-13.36	0.50	5.82	5.91	-4.00	2.15	0.68	1.71	4.11
Quartile	3	4	4	3	4	4	4	4	3	4

Compound Return (%)

As of March 31, 2024

Period	1 mth	3 mths	6 mths	1 yr	3 yr	5 yr	10 yr
Fund	1.21	1.51	8.64	4.32	-1.31	0.12	0.68
Quartile	3	4	3	4	4	4	4

Fund Information

Description	DSC
Pivotal Solutions II	EQU423

Fund Category

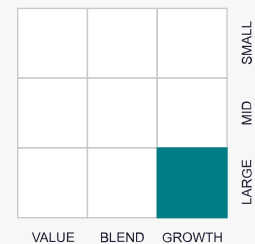
Global Fixed Income Balanced

Portfolio Manager

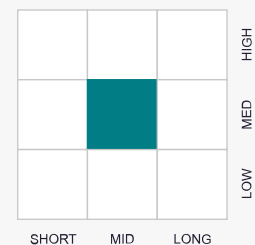
Franklin Templeton Investments Corp.

Investment Style

Equity



Fixed Income



Sustainable Investments include investments that intend to apply one or more ESG (Environmental, Social and Governance) principles in their investment strategy.

* indicates simulated returns given that the Equitable Life segregated fund was not available for these periods. Simulated returns reflect the past investment performance of the underlying fund, with estimated adjustments made for applicable Management Expense Ratios (MER) and HST. Simulated returns are not a guarantee of future performance of the underlying fund or the Equitable Life segregated fund.

† Management Expense Ratios (MERs) are based on figures as of January 1st of the current year and are unaudited. MERs may vary at any time. The MER is the combination of the management fee, insurance fee, operating expenses, HST, and any other applicable sales tax for the fund and for the underlying fund.

All returns are calculated after taking expenses, management and administration fees into account. ANY AMOUNT THAT IS ALLOCATED TO A SEGREGATED FUND IS INVESTED AT THE RISK OF THE OWNER AND MAY INCREASE OR DECREASE IN VALUE. Segregated fund values change frequently, and past performance does not guarantee future results.

Pivotal Select, Together Protecting Today – Preparing Tomorrow, Equitable Life, and Equitable Life of Canada are trademarks of The Equitable Life Insurance Company of Canada.

This information is being provided to you for general information purposes only. Equitable Life of Canada and its representatives have no control over the function or design of the software which has assembled these reports and they may not contain accurate or current unit values.