



Equitable Life Quotential Balanced Growth Portfolio B

Fund Overview

The objective of the segregated fund is to invest in units of the Franklin Quotential Balanced Growth Portfolio or a substantially similar fund. The underlying fund objective is a balance of current income and long-term capital appreciation by investing in a diversified mix of equity and income mutual funds, with a bias towards capital appreciation.

Risk Rating



Product Availability

Pivotal Solutions II

Date of Inception:

September 2006

Net Asset Value per Unit:

\$17.30 (04/25/2024)

Change: -\$0.07 (-0.43%) ▼

Estimated Management Expense Ratio (MER)[†]:

3.60%

As of December 31, 2023

Asset Allocation (%)



Asset	%
US Equity	30.0
Canadian Equity	18.3
International Equity	17.8
Canadian Government Bonds	13.1
Canadian Corporate Bonds	9.1
Cash and Equivalents	7.3
Foreign Corporate Bonds	2.9
Foreign Government Bonds	1.5

Sector Allocation (%)



Sector	%
Fixed Income	46.8
Technology	14.7
Financial Services	11.2
Cash and Cash Equivalent	7.3
Consumer Services	5.8
Healthcare	5.6
Consumer Goods	4.4
Energy	4.2

Geographic Allocation (%)

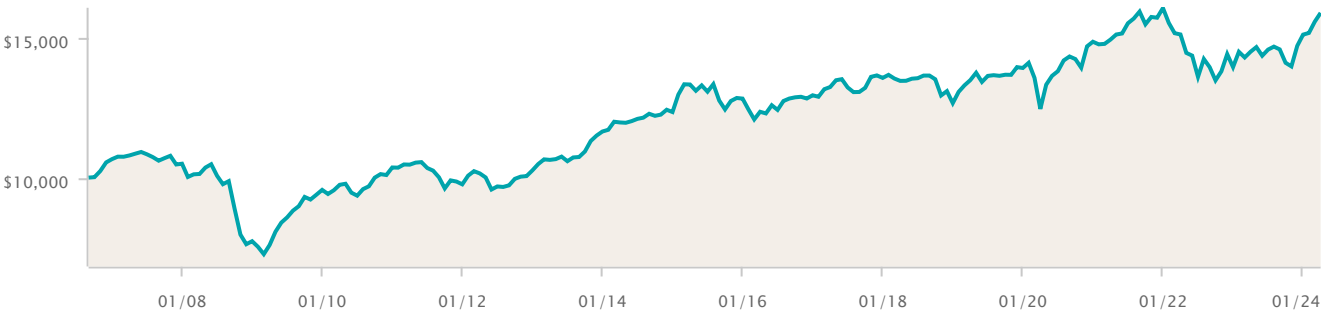


Region	%
North America	79.0
Europe	8.8
Asia	7.9
Multi-National	2.3
Latin America	1.1
Africa and Middle East	0.4
Other	0.5

Growth of \$10,000

As of March 31, 2024

\$15,884





Equitable Life Quotential Balanced Growth Portfolio B

Top 10 Holdings (%)

As of December 31, 2023

Name	%
Franklin Bissett Core Plus Bond Fund Series O	15.81
Franklin Canadian Government Bond Fund O	9.15
Franklin U.S. Core Equity Fund Series O	8.34
Franklin Bissett Canadian Equity Fund Series O	6.67
Franklin FTSE U.S. Index ETF (FLAM)	5.31
Franklin U.S. Rising Dividends Fund Series O	4.97
Franklin International Core Equity Fund Series O	4.67
Franklin Global Core Bond Fund ETF Series (FLGA)	4.61
Franklin FTSE Canada All Cap Index ETF (FLCD)	4.60
Franklin Canadian Core Equity Fund Series O	4.55

Calendar Return (%)

As of March 31, 2024

Period	2023	2022	2021	2020	2019	2018	2017	2016	2015	2014
Fund	8.32	-13.14	8.11	6.73	9.92	-6.65	4.81	0.92	3.89	5.98
Quartile	3	4	3	2	4	4	3	4	2	4

Compound Return (%)

As of March 31, 2024

Period	1 mth	3 mths	6 mths	1 yr	3 yr	5 yr	10 yr
Fund	2.03	5.15	12.65	9.58	2.09	3.34	2.87
Quartile	2	2	1	2	3	4	4

Fund Information

Description	DSC
Pivotal Solutions II	EQU422

Fund Category

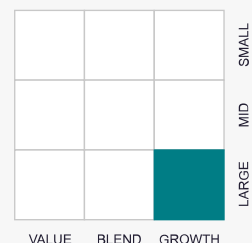
Global Neutral Balanced

Portfolio Manager

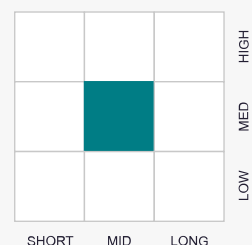
Franklin Templeton Investments Corp.

Investment Style

Equity



Fixed Income



Sustainable Investments include investments that intend to apply one or more ESG (Environmental, Social and Governance) principles in their investment strategy.

* indicates simulated returns given that the Equitable Life segregated fund was not available for these periods. Simulated returns reflect the past investment performance of the underlying fund, with estimated adjustments made for applicable Management Expense Ratios (MER) and HST. Simulated returns are not a guarantee of future performance of the underlying fund or the Equitable Life segregated fund.

† Management Expense Ratios (MERs) are based on figures as of January 1st of the current year and are unaudited. MERs may vary at any time. The MER is the combination of the management fee, insurance fee, operating expenses, HST, and any other applicable sales tax for the fund and for the underlying fund.

All returns are calculated after taking expenses, management and administration fees into account. ANY AMOUNT THAT IS ALLOCATED TO A SEGREGATED FUND IS INVESTED AT THE RISK OF THE OWNER AND MAY INCREASE OR DECREASE IN VALUE. Segregated fund values change frequently, and past performance does not guarantee future results.

Pivotal Select, Together Protecting Today – Preparing Tomorrow, Equitable Life, and Equitable Life of Canada are trademarks of The Equitable Life Insurance Company of Canada.

This information is being provided to you for general information purposes only. Equitable Life of Canada and its representatives have no control over the function or design of the software which has assembled these reports and they may not contain accurate or current unit values.