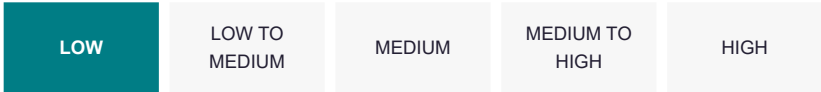


Active Canadian Bond Fund B

Fund Overview

The objective of the fund seeks income with capital appreciation and preservation by investing in a diversified portfolio of primarily Canadian dollar debt, preferred shares and limited exposure to foreign denominated debt. The fund will primarily invest in investment grade debt.

Risk Rating



Product Availability

Pivotal Solutions II

Date of Inception:

September 2006

Net Asset Value per Unit:

\$18.09 (04/25/2024)

Change: -\$0.06 (-0.34%) ▼

Estimated Management Expense Ratio (MER)<sup>†</sup>:

3.13%

As of March 31, 2024

Asset Allocation (%)



Asset	%
Canadian Government Bonds	66.6
Canadian Corporate Bonds	28.6
Cash and Equivalents	4.2
Canadian Bonds - Other	0.6

Sector Allocation (%)



Sector	%
Fixed Income	95.8
Cash and Cash Equivalent	4.2

Geographic Allocation (%)

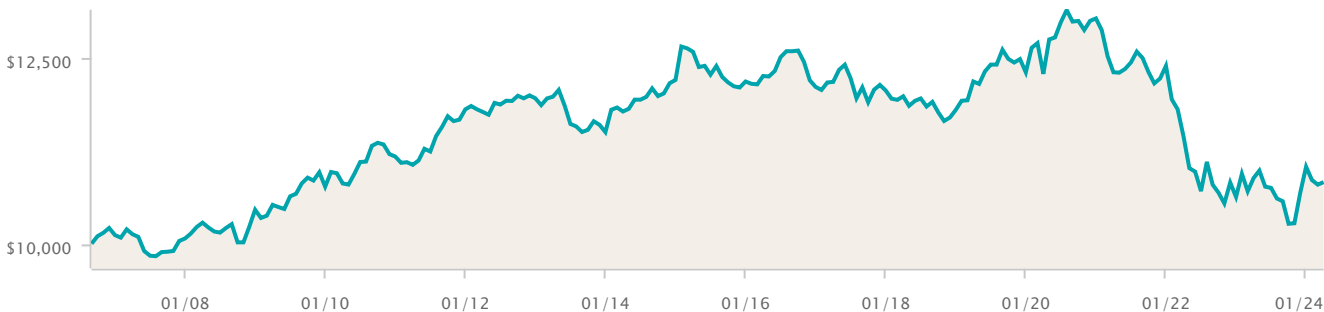


Region	%
North America	100.0

Growth of \$10,000

As of March 31, 2024

\$10,830



## Top 10 Holdings (%)

As of March 31, 2024

Name	%
Canada Government 1.25% 01-Jun-2030	4.53
Canada Housing Trust No 1 3.95% 15-Jun-2028	4.04
Canada Government 2.00% 01-Jun-2032	3.56
Quebec Province 6.25% 01-Jun-2032	2.99
Canada Housing Trust No 1 2.65% 15-Dec-2028	2.91
Canada Government 2.75% 01-Dec-2048	2.75
Ontario Province 3.65% 02-Jun-2033	2.36
Ontario Province 2.65% 02-Dec-2050	2.30
Ontario Province 3.75% 02-Jun-2032	2.29
Canada Housing Trust No 1 2.10% 15-Sep-2029	2.28

## Calendar Return (%)

As of March 31, 2024

Period	2023	2022	2021	2020	2019	2018	2017	2016	2015	2014
Fund	3.83	-14.26	-4.90	5.90	4.29	-2.18	-0.39	-0.60	-0.17	6.11
Quartile	4	4	4	4	4	4	4	4	4	4

## Compound Return (%)

As of March 31, 2024

Period	1 mth	3 mths	6 mths	1 yr	3 yr	5 yr	10 yr
Fund	0.32	-1.88	5.47	-0.50	-4.18	-2.33	-0.84
Quartile	4	4	4	4	4	4	4

## Fund Information

Description	DSC
Pivotal Solutions II	EQU402

## Fund Category

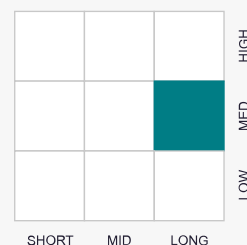
Canadian Fixed Income

## Portfolio Manager

The Equitable Life Insurance Company of Canada

## Investment Style

Fixed Income



 Sustainable Investments include investments that intend to apply one or more ESG (Environmental, Social and Governance) principles in their investment strategy.

\* indicates simulated returns given that the Equitable Life segregated fund was not available for these periods. Simulated returns reflect the past investment performance of the underlying fund, with estimated adjustments made for applicable Management Expense Ratios (MER) and HST. Simulated returns are not a guarantee of future performance of the underlying fund or the Equitable Life segregated fund.

† Management Expense Ratios (MERs) are based on figures as of January 1st of the current year and are unaudited. MERs may vary at any time. The MER is the combination of the management fee, insurance fee, operating expenses, HST, and any other applicable sales tax for the fund and for the underlying fund.

All returns are calculated after taking expenses, management and administration fees into account. ANY AMOUNT THAT IS ALLOCATED TO A SEGREGATED FUND IS INVESTED AT THE RISK OF THE OWNER AND MAY INCREASE OR DECREASE IN VALUE. Segregated fund values change frequently, and past performance does not guarantee future results.

Pivotal Select, Together Protecting Today – Preparing Tomorrow, Equitable Life, and Equitable Life of Canada are trademarks of The Equitable Life Insurance Company of Canada.

This information is being provided to you for general information purposes only. Equitable Life of Canada and its representatives have no control over the function or design of the software which has assembled these reports and they may not contain accurate or current unit values.