

# Equitable Life Mackenzie Global Strategic Income Fund Select

## Fund Overview

The objective of the segregated fund is to invest in units of the Mackenzie Global Strategic Income Fund or a substantially similar fund. The underlying fund objective seeks income with the potential for long-term capital growth by investing primarily in fixed-income and/or income-oriented equity securities of issuers anywhere in the world.

## Risk Rating



### Product Availability

Pivotal Select (75/75,75/100,100/100)

### Date of Inception:

May 2017

### Net Asset Value per Unit:

**\$12.03** (04/25/2024)

Change:  $-\$0.06$  (-0.49%) ▼

### Estimated Management Expense Ratio (MER)<sup>†</sup>:

2.81%

As of January 31, 2024

## Asset Allocation (%)



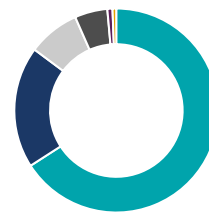
Asset	%
US Equity	33.4
International Equity	23.3
Foreign Government Bonds	16.3
Canadian Corporate Bonds	9.4
Foreign Corporate Bonds	8.4
Cash and Equivalents	5.7
Canadian Government Bonds	3.0
Foreign Bonds - Other	0.5

## Sector Allocation (%)



Sector	%
Fixed Income	48.5
Technology	13.5
Financial Services	8.6
Healthcare	7.9
Consumer Goods	6.9
Cash and Cash Equivalent	5.7
Energy	4.6
Industrial Goods	4.3

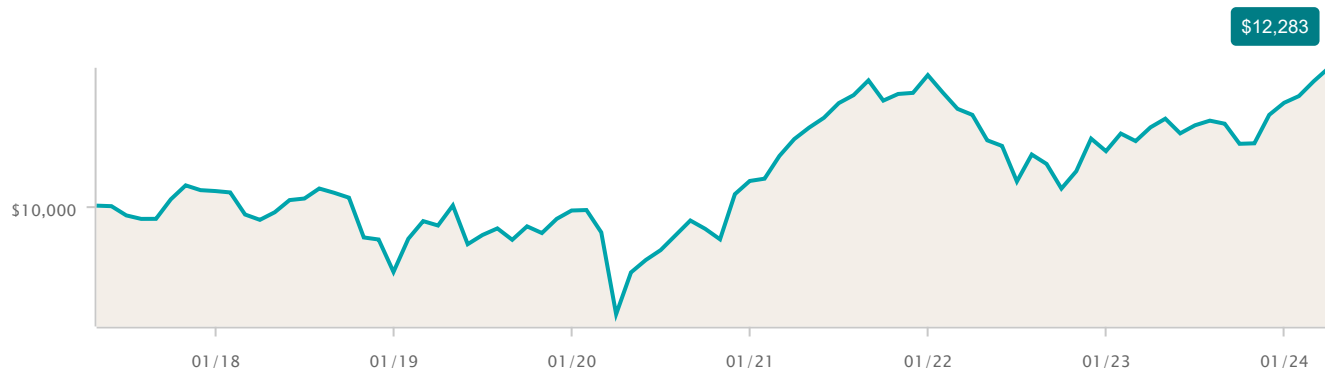
## Geographic Allocation (%)



Region	%
North America	65.9
Europe	19.3
Asia	8.2
Latin America	5.2
Africa and Middle East	0.8
Other	0.6

## Growth of \$10,000

As of March 31, 2024





# Equitable Life Mackenzie Global Strategic Income Fund Select

## Top 10 Holdings (%)

As of January 31, 2024

Name	%
Cash and Cash Equivalents	4.73
Microsoft Corp	2.95
United States Treasury 3.50% 15-Feb-2033	2.34
Sap SE	1.76
New Zealand Government 3.50% 14-Apr-2033	1.65
Broadcom Inc	1.57
JPMorgan Chase & Co	1.51
Amazon.com Inc	1.50
Alphabet Inc Cl A	1.45
United States Treasury 0.13% 15-Feb-2052	1.31

## Calendar Return (%)

As of March 31, 2024

Period	2023	2022	2021	2020	2019	2018	2017	2016	2015	2014
Fund	7.36	-10.37	16.88	4.94	11.45	-13.10	-	-	-	-
Quartile	3	2	1	3	3	4	-	-	-	-

## Compound Return (%)

As of March 31, 2024

Period	1 mth	3 mths	6 mths	1 yr	3 yr	5 yr	10 yr
Fund	1.82	4.93	11.40	8.71	3.42	4.90	-
Quartile	3	2	3	3	2	2	-

## Fund Information

Description	Guarantee Fee	NL	NL-CB	NL-CB5	DSC	LL
Investment Class (75/75)	-	ELC751	ELC3051	ELC5051	ELC651	ELC1251
Estate Class (75/100)	0.30%	ELC951	ELC3151	ELC5151	ELC851	ELC1351
Protection Class (100/100)	0.60%	ELC1151	ELC3251	ELC5251	ELC1051	ELC1451
				Available for new sales		
				Not available for new sales		

### Fund Category

Global Neutral Balanced

### Portfolio Manager

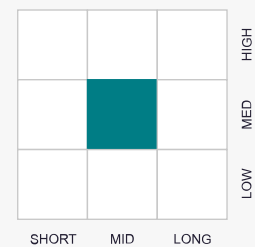
Mackenzie Financial Corporation

### Investment Style

#### Equity



#### Fixed Income



IMPORTANT NOTE: A fundamental change was made to the underlying fund effective June 7, 2021. This change would have affected the segregated fund's performance either positively or negatively had the change been in effect throughout the periods shown.

Sustainable Investments include investments that intend to apply one or more ESG (Environmental, Social and Governance) principles in their investment strategy.

\* indicates simulated returns given that the Equitable Life segregated fund was not available for these periods. Simulated returns reflect the past investment performance of the underlying fund, with estimated adjustments made for applicable Management Expense Ratios (MER) and HST. Simulated returns are not a guarantee of future performance of the underlying fund or the Equitable Life segregated fund.

† Management Expense Ratios (MERs) are based on figures as of January 1st of the current year and are unaudited. MERs may vary at any time. The MER is the combination of the management fee, insurance fee, operating expenses, HST, and any other applicable sales tax for the fund and for the underlying fund.

All returns are calculated after taking expenses, management and administration fees into account. ANY AMOUNT THAT IS ALLOCATED TO A SEGREGATED FUND IS INVESTED AT THE RISK OF THE OWNER AND MAY INCREASE OR DECREASE IN VALUE. Segregated fund values change frequently, and past performance does not guarantee future results.

Pivotal Select, Together Protecting Today – Preparing Tomorrow, Equitable Life, and Equitable Life of Canada are trademarks of The Equitable Life Insurance Company of Canada.

This information is being provided to you for general information purposes only. Equitable Life of Canada and its representatives have no control over the function or design of the software which has assembled these reports and they may not contain accurate or current unit values.