



Equitable Life Invesco Global Balanced Fund Select

Fund Overview

The objective of the segregated fund is to invest in units of the Invesco Global Balanced Fund or a substantially similar fund. The underlying fund objective is to seek to provide a high total investment return through a combination of income and strong capital growth. The fund holds a balanced portfolio of equities, convertible and fixed-income securities issued by governments - federal, provincial, or municipal, or corporations anywhere in the world.

Risk Rating



Product Availability

Pivotal Select (75/75,75/100,100/100)

Date of Inception:

September 2013

Net Asset Value per Unit:

\$11.36 (04/25/2024)

Change: -\$0.16 (-1.35%) ▼

Estimated Management Expense Ratio (MER)[†]:

2.93%

As of February 29, 2024

Asset Allocation (%)



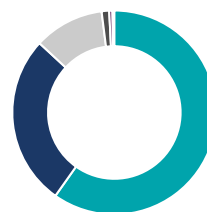
Asset	%
US Equity	39.3
International Equity	32.9
Foreign Corporate Bonds	11.9
Foreign Government Bonds	5.9
Cash and Equivalents	3.1
Mortgages	3.1
Canadian Corporate Bonds	2.0
Foreign Bonds - Other	1.8

Sector Allocation (%)



Sector	%
Technology	40.1
Fixed Income	24.7
Industrial Goods	8.6
Healthcare	8.0
Real Estate	5.4
Consumer Services	4.9
Industrial Services	4.4
Consumer Goods	3.9

Geographic Allocation (%)

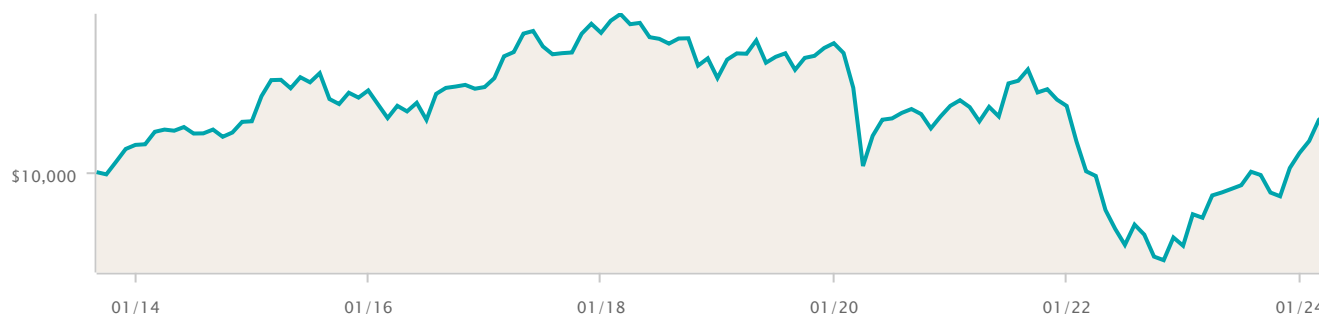


Region	%
North America	59.8
Europe	27.1
Asia	11.1
Africa and Middle East	1.2
Latin America	0.5
Multi-National	0.2
Other	0.1

Growth of \$10,000

As of March 31, 2024

\$11,402





Equitable Life Invesco Global Balanced Fund Select

Top 10 Holdings (%)

As of February 29, 2024

Name	%
Invesco Global Bond Fund Series I	26.56
Alphabet Inc Cl A	6.95
Meta Platforms Inc Cl A	6.29
DLF Ltd	4.03
Novo Nordisk A/S Cl B	3.37
Airbus SE	3.30
Intuit Inc	3.28
LVMH Moët Hennessy Louis Vuitton SE	3.10
Analog Devices Inc	3.05
S&P Global Inc	2.72

Calendar Return (%)

As of March 31, 2024

Period	2023	2022	2021	2020	2019	2018	2017	2016	2015	2014
Fund	26.41	-28.47	-0.02	-11.32	6.71	-8.01	10.63	0.66	6.49	5.23
Quartile	1	4	4	4	4	4	1	4	2	4

Compound Return (%)

As of March 31, 2024

Period	1 mth	3 mths	6 mths	1 yr	3 yr	5 yr	10 yr
Fund	1.51	9.10	19.77	20.64	0.61	-2.27	0.36
Quartile	4	1	1	1	4	4	4

Fund Information

Description	Guarantee Fee	NL	NL-CB	NL-CB5	DSC	LL
Investment Class (75/75)	-	ELC719	ELC3019	ELC5019	ELC619	ELC1219
Estate Class (75/100)	0.30%	ELC919	ELC3119	ELC5119	ELC819	ELC1319
Protection Class (100/100)	0.60%	ELC1119	ELC3219	ELC5219	ELC1019	ELC1419
				Available for new sales		
				Not available for new sales		

Fund Category

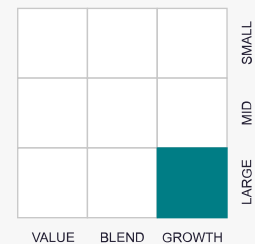
Global Equity Balanced

Portfolio Manager

Invesco Canada Ltd.

Investment Style

Equity



Sustainable Investments include investments that intend to apply one or more ESG (Environmental, Social and Governance) principles in their investment strategy.

* indicates simulated returns given that the Equitable Life segregated fund was not available for these periods. Simulated returns reflect the past investment performance of the underlying fund, with estimated adjustments made for applicable Management Expense Ratios (MER) and HST. Simulated returns are not a guarantee of future performance of the underlying fund or the Equitable Life segregated fund.

† Management Expense Ratios (MERs) are based on figures as of January 1st of the current year and are unaudited. MERs may vary at any time. The MER is the combination of the management fee, insurance fee, operating expenses, HST, and any other applicable sales tax for the fund and for the underlying fund.

All returns are calculated after taking expenses, management and administration fees into account. ANY AMOUNT THAT IS ALLOCATED TO A SEGREGATED FUND IS INVESTED AT THE RISK OF THE OWNER AND MAY INCREASE OR DECREASE IN VALUE. Segregated fund values change frequently, and past performance does not guarantee future results.

Pivotal Select, Together Protecting Today – Preparing Tomorrow, Equitable Life, and Equitable Life of Canada are trademarks of The Equitable Life Insurance Company of Canada.

This information is being provided to you for general information purposes only. Equitable Life of Canada and its representatives have no control over the function or design of the software which has assembled these reports and they may not contain accurate or current unit values.