



Equitable Life Active Balanced Growth Portfolio Select

Fund Overview

The Equitable Life Active Balanced Growth Portfolio Select will actively manage allocations between multiple asset classes based on the relative appeal of each category based on market conditions and the portfolio manager's outlook for that asset class. The portfolio manager may use fundamental and technical analysis in addition to quantitative measures to establish the positioning bias of the fund. Exposures to particular asset classes will be achieved primarily through the use of exchange traded funds where a suitable vehicle is available. The objective of the fund seeks to maximize long-term capital appreciation by investing in a diversified portfolio of fixed income, equity and real estate related investments. The portfolio may assume limited exposures to commodity related investments or other alternative asset classes.

Risk Rating



As of March 31, 2024

Product Availability

Pivotal Select (75/75,75/100,100/100)

Date of Inception:

September 2013

Net Asset Value per Unit:

\$16.08 (04/25/2024)

Change: $-\$0.09$ (-0.53%) ▼

Estimated Management Expense Ratio (MER)[†]:

2.53%

Asset Allocation (%)



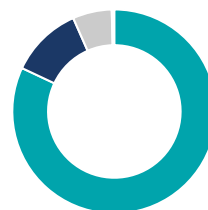
Asset	%
US Equity	39.8
International Equity	17.6
Canadian Government Bonds	16.3
Canadian Equity	14.1
Canadian Corporate Bonds	7.0
Cash and Equivalents	4.6
Income Trust Units	0.5
Canadian Bonds - Other	0.1

Sector Allocation (%)



Sector	%
Fixed Income	40.9
Financial Services	14.3
Technology	13.2
Healthcare	7.3
Exchange Traded Fund	6.7
Consumer Services	6.1
Consumer Goods	5.9
Industrial Goods	5.6

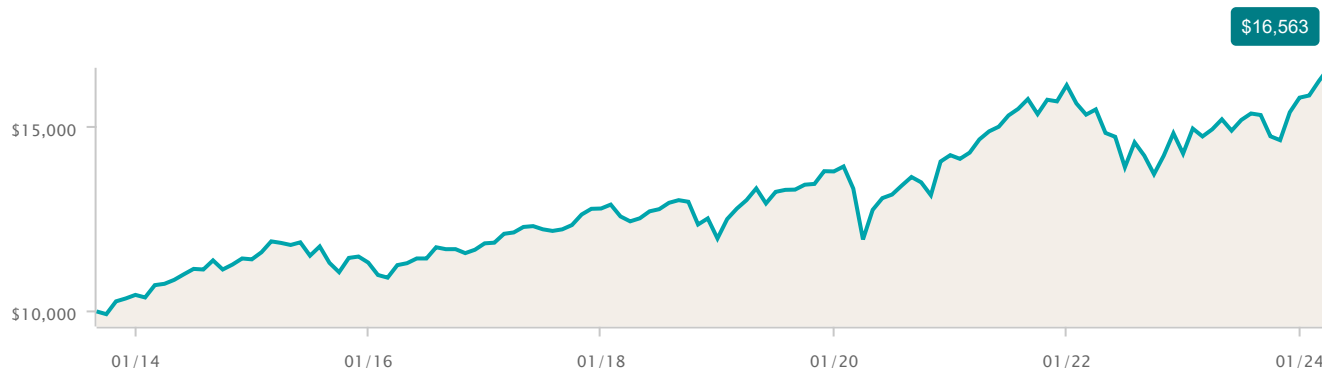
Geographic Allocation (%)



Region	%
North America	82.0
Europe	11.4
Asia	6.2
Africa and Middle East	0.2
Latin America	0.1
Other	0.1

Growth of \$10,000

As of March 31, 2024





Equitable Life Active Balanced Growth Portfolio Select

Top 10 Holdings (%)

As of March 31, 2024

Name	%
Equitable Life Active Canadian Bond Fund	24.46
Franklin International Equity Index ETF (FLUR)	16.89
BMO S&P 500 Index ETF (ZSP)	13.61
BMO S&P 500 Hedged to CAD Index ETF (ZUE)	11.86
SPDR Dow Jones Industrial Average ETF Trust (DIA)	5.45
BMO Dow Jones Industrial Average Hgd to CAD (ZDJ)	5.19
TD Canadian Bank Dividend Index ETF (TBNK)	4.35
iShares US Dividend Growers Index ETF C\$ Hgd (CUD)	4.33
TD Q Canadian Dividend ETF (TQCD)	3.85
CANADA Cash and Receivables, Payables	3.46

Calendar Return (%)

As of March 31, 2024

Period	2023	2022	2021	2020	2019	2018	2017	2016	2015	2014
Fund	10.58	-11.45	13.27	3.19	15.11	-6.33	7.93	4.59	-0.76	9.17
Quartile	2	3	1	4	2	3	2	2	4	2

Compound Return (%)

As of March 31, 2024

Period	1 mth	3 mths	6 mths	1 yr	3 yr	5 yr	10 yr
Fund	2.15	5.07	12.49	11.08	4.20	4.96	4.42
Quartile	3	4	4	3	2	3	3

Fund Information

Description	Guarantee Fee	NL	NL-CB	NL-CB5	DSC	LL
Investment Class (75/75)	-	ELC739	ELC3039	ELC5039	ELC639	ELC1239
Estate Class (75/100)	0.30%	ELC939	ELC3139	ELC5139	ELC839	ELC1339
Protection Class (100/100)	0.65%	ELC1139	ELC3239	ELC5239	ELC1039	ELC1439
Available for new sales					Not available for new sales	

Fund Category

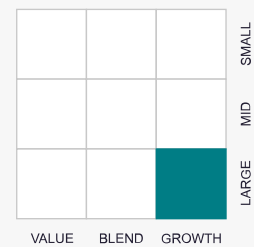
Global Equity Balanced

Portfolio Manager

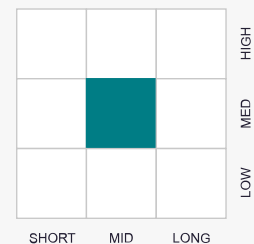
The Equitable Life Insurance Company of Canada

Investment Style

Equity



Fixed Income



Sustainable Investments include investments that intend to apply one or more ESG (Environmental, Social and Governance) principles in their investment strategy.

* indicates simulated returns given that the Equitable Life segregated fund was not available for these periods. Simulated returns reflect the past investment performance of the underlying fund, with estimated adjustments made for applicable Management Expense Ratios (MER) and HST. Simulated returns are not a guarantee of future performance of the underlying fund or the Equitable Life segregated fund.

† Management Expense Ratios (MERs) are based on figures as of January 1st of the current year and are unaudited. MERs may vary at any time. The MER is the combination of the management fee, insurance fee, operating expenses, HST, and any other applicable sales tax for the fund and for the underlying fund.

All returns are calculated after taking expenses, management and administration fees into account. ANY AMOUNT THAT IS ALLOCATED TO A SEGREGATED FUND IS INVESTED AT THE RISK OF THE OWNER AND MAY INCREASE OR DECREASE IN VALUE. Segregated fund values change frequently, and past performance does not guarantee future results.

Pivotal Select, Together Protecting Today – Preparing Tomorrow, Equitable Life, and Equitable Life of Canada are trademarks of The Equitable Life Insurance Company of Canada.

This information is being provided to you for general information purposes only. Equitable Life of Canada and its representatives have no control over the function or design of the software which has assembled these reports and they may not contain accurate or current unit values.