



Equitable Life Dynamic American Fund Select

Fund Overview

The objective of the segregated fund is to invest in units of the Dynamic American Fund or a substantially similar fund. The underlying fund objective is to seek to achieve long-term capital growth by investing primarily in equity securities of United States based businesses.

Risk Rating



Product Availability

Pivotal Select (75/75,75/100,100/100)

Date of Inception:

September 2013

Net Asset Value per Unit:

\$29.25 (04/25/2024)

Change: $-\$0.27$ (-0.90%) ▼

Estimated Management Expense Ratio (MER)[†]:

3.12%

As of January 31, 2024

Asset Allocation (%)



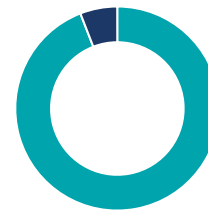
Asset	%
US Equity	91.9
International Equity	5.9
Canadian Equity	2.0
Cash and Equivalents	0.2

Sector Allocation (%)



Sector	%
Technology	41.0
Financial Services	16.4
Consumer Services	15.6
Industrial Goods	13.0
Healthcare	7.3
Consumer Goods	4.4
Basic Materials	2.1
Cash and Cash Equivalent	0.2

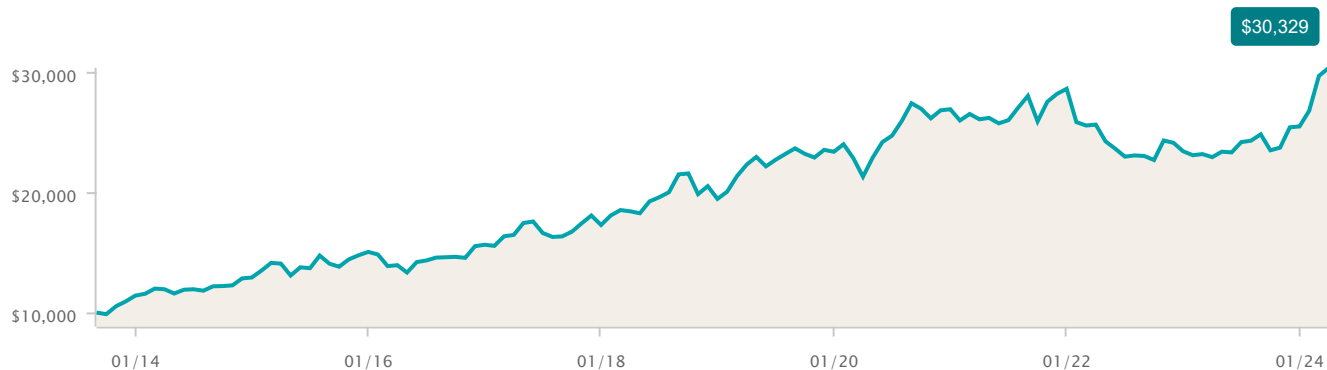
Geographic Allocation (%)



Region	%
North America	94.1
Europe	5.9

Growth of \$10,000

As of March 31, 2024





Equitable Life Dynamic American Fund Select

Top 10 Holdings (%)

As of January 31, 2024

Name	%
Microsoft Corp	8.11
Meta Platforms Inc Cl A	5.63
Amazon.com Inc	5.11
NVIDIA Corp	4.83
Palo Alto Networks Inc	3.19
Boston Scientific Corp	3.18
Eaton Corp PLC	3.17
ServiceNow Inc	3.12
Netflix Inc	3.10
Salesforce Inc	3.09

Calendar Return (%)

As of March 31, 2024

Period	2023	2022	2021	2020	2019	2018	2017	2016	2015	2014
Fund	8.82	-18.16	6.32	15.13	20.14	12.54	10.50	3.97	16.47	13.16
Quartile	4	3	4	2	3	1	2	3	2	4

Compound Return (%)

As of March 31, 2024

Period	1 mth	3 mths	6 mths	1 yr	3 yr	5 yr	10 yr
Fund	2.19	19.05	29.11	32.30	5.18	6.35	9.77
Quartile	3	1	1	1	4	4	3

Fund Information

Description	Guarantee Fee	NL	NL-CB	NL-CB5	DSC	LL
Investment Class (75/75)	-	ELC747	ELC3047	ELC5047	ELC647	ELC1247
Estate Class (75/100)	0.40%	ELC947	ELC3147	ELC5147	ELC847	ELC1347
Protection Class (100/100)	1.00%	ELC1147	ELC3247	ELC5247	ELC1047	ELC1447
Available for new sales					Not available for new sales	

Fund Category

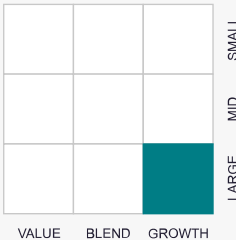
U.S. Equity

Portfolio Manager

1832 Asset Management L.P.

Investment Style

Equity



Sustainable Investments include investments that intend to apply one or more ESG (Environmental, Social and Governance) principles in their investment strategy.

* indicates simulated returns given that the Equitable Life segregated fund was not available for these periods. Simulated returns reflect the past investment performance of the underlying fund, with estimated adjustments made for applicable Management Expense Ratios (MER) and HST. Simulated returns are not a guarantee of future performance of the underlying fund or the Equitable Life segregated fund.

† Management Expense Ratios (MERs) are based on figures as of January 1st of the current year and are unaudited. MERs may vary at any time. The MER is the combination of the management fee, insurance fee, operating expenses, HST, and any other applicable sales tax for the fund and for the underlying fund.

All returns are calculated after taking expenses, management and administration fees into account. ANY AMOUNT THAT IS ALLOCATED TO A SEGREGATED FUND IS INVESTED AT THE RISK OF THE OWNER AND MAY INCREASE OR DECREASE IN VALUE. Segregated fund values change frequently, and past performance does not guarantee future results.

Pivotal Select, Together Protecting Today – Preparing Tomorrow, Equitable Life, and Equitable Life of Canada are trademarks of The Equitable Life Insurance Company of Canada.

This information is being provided to you for general information purposes only. Equitable Life of Canada and its representatives have no control over the function or design of the software which has assembled these reports and they may not contain accurate or current unit values.