



# Equitable Life Fidelity® Tactical Asset Allocation Balanced Portfolio Select

## Fund Overview

The objective of the segregated fund is to invest in units of the Fidelity Tactical Asset Allocation Balanced Institutional Trust or a substantially similar fund. The underlying fund objective is to seek to obtain capital growth and income by diversifying across a range of asset classes, including the ability to actively manage asset classes within defined constraints. The Trust will invest in equity and debt securities issued anywhere in the world.

## Risk Rating



### Product Availability

Pivotal Select (75/75,75/100,100/100)

### Date of Inception:

September 2013

### Net Asset Value per Unit:

\$13.44 (04/25/2024)

Change: -\$0.06 (-0.43%) ▼

### Estimated Management Expense Ratio (MER)<sup>†</sup>:

3.00%

As of December 31, 2023

## Asset Allocation (%)



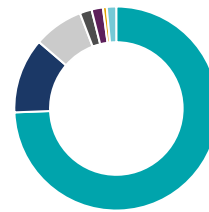
Asset	%
US Equity	33.5
International Equity	18.1
Canadian Equity	15.0
Canadian Government Bonds	11.8
Foreign Government Bonds	9.8
Canadian Corporate Bonds	4.4
Foreign Corporate Bonds	3.8
Canadian Bonds - Funds	3.6

## Sector Allocation (%)



Sector	%
Fixed Income	50.5
Technology	15.2
Financial Services	11.2
Healthcare	5.3
Consumer Services	5.0
Energy	4.6
Consumer Goods	4.4
Industrial Goods	3.8

## Geographic Allocation (%)



Region	%
North America	74.4
Europe	11.9
Asia	7.9
Latin America	1.9
Multi-National	1.8
Africa and Middle East	0.6
Other	1.5

## Growth of \$10,000

As of March 31, 2024





# Equitable Life Fidelity® Tactical Asset Allocation Balanced Portfolio Select

## Top 10 Holdings (%)

As of December 31, 2023

Name	%
iShares Core S&P Total US Stock Market ETF (ITOT)	12.43
Fidelity Global Core Plus Bond ETF (FCGB)	9.35
Fidelity Canadian Bond Institutional Trust	8.43
Fidelity Canadian Focused Equ Institutional Trust	7.51
Fidelity Canadian Systematic Equity Inst Trust	7.28
Fidelity Value Discovery Institutional Trust	6.65
Fidelity Canadian Government Bond Index Inst Trust	6.10
Fidelity Blue Chip Growth Institutional Trust	5.97
Fidelity Emerging Markets Opportunities Inst Trust	5.93
Fidelity International Equity Institutional Trust	5.00

## Calendar Return (%)

As of March 31, 2024

Period	2023	2022	2021	2020	2019	2018	2017	2016	2015	2014
Fund	9.09	-13.53	10.56	3.34	12.40	-8.13	6.46	5.72	-3.52	5.87
Quartile	2	4	2	4	2	4	2	2	4	4

## Compound Return (%)

As of March 31, 2024

Period	1 mth	3 mths	6 mths	1 yr	3 yr	5 yr	10 yr
Fund	2.17	5.65	13.39	11.11	2.79	3.41	2.70
Quartile	1	1	1	1	3	3	4

## Fund Information

Description	Guarantee Fee	NL	NL-CB	NL-CB5	DSC	LL
Investment Class (75/75)	-	ELC744	ELC3044	ELC5044	ELC644	ELC1244
Estate Class (75/100)	0.30%	ELC944	ELC3144	ELC5144	ELC844	ELC1344
Protection Class (100/100)	0.60%	ELC1144	ELC3244	ELC5244	ELC1044	ELC1444
				Available for new sales		
				Not available for new sales		

### Fund Category

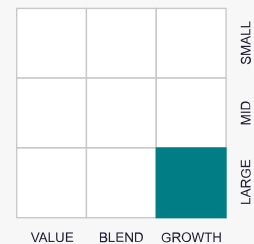
Global Neutral Balanced

### Portfolio Manager

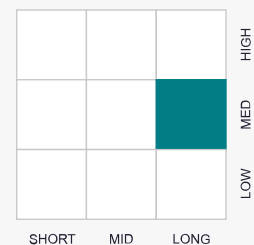
Fidelity Investments Canada ULC

### Investment Style

#### Equity



#### Fixed Income



Fidelity is a registered trademark of 483A Bay Street Holdings LP. Used with permission.

Sustainable Investments include investments that intend to apply one or more ESG (Environmental, Social and Governance) principles in their investment strategy.

\* indicates simulated returns given that the Equitable Life segregated fund was not available for these periods. Simulated returns reflect the past investment performance of the underlying fund, with estimated adjustments made for applicable Management Expense Ratios (MER) and HST. Simulated returns are not a guarantee of future performance of the underlying fund or the Equitable Life segregated fund.

† Management Expense Ratios (MERs) are based on figures as of January 1st of the current year and are unaudited. MERs may vary at any time. The MER is the combination of the management fee, insurance fee, operating expenses, HST, and any other applicable sales tax for the fund and for the underlying fund.

All returns are calculated after taking expenses, management and administration fees into account. ANY AMOUNT THAT IS ALLOCATED TO A SEGREGATED FUND IS INVESTED AT THE RISK OF THE OWNER AND MAY INCREASE OR DECREASE IN VALUE. Segregated fund values change frequently, and past performance does not guarantee future results.

Pivotal Select, Together Protecting Today – Preparing Tomorrow, Equitable Life, and Equitable Life of Canada are trademarks of The Equitable Life Insurance Company of Canada.

This information is being provided to you for general information purposes only. Equitable Life of Canada and its representatives have no control over the function or design of the software which has assembled these reports and they may not contain accurate or current unit values.