



Equitable Life Active Balanced Income Portfolio Select

Fund Overview

The Equitable Life Active Balanced Income Portfolio Select will actively manage allocations between multiple asset classes based on the relative appeal of each category based on market conditions and the portfolio manager's outlook for that asset class. The portfolio manager may use fundamental and technical analysis in addition to quantitative measures to establish the positioning bias of the fund. Exposures to particular asset classes will be achieved primarily through the use of exchange traded funds where a suitable vehicle is available. The objective of the fund seeks income with capital appreciation and preservation by investing in a diversified portfolio of fixed income, equity and real estate related investments. The portfolio may assume limited exposures to commodity related investments or other alternative asset classes.

Risk Rating



As of March 31, 2024

Product Availability

Pivotal Select (75/75,75/100,100/100)

Date of Inception:

September 2013

Net Asset Value per Unit:

\$13.01 (04/25/2024)

Change: $-\$0.05$ (-0.41%) ▼

Estimated Management Expense Ratio (MER)[†]:

2.43%

Asset Allocation (%)



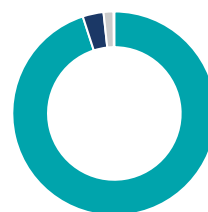
Asset	%
Canadian Government Bonds	30.0
US Equity	24.9
Canadian Equity	21.2
Canadian Corporate Bonds	12.8
Cash and Equivalents	5.4
International Equity	4.9
Income Trust Units	0.5
Canadian Bonds - Other	0.3

Sector Allocation (%)



Sector	%
Fixed Income	53.2
Financial Services	11.9
Exchange Traded Fund	10.4
Technology	8.0
Cash and Cash Equivalent	5.5
Consumer Services	4.2
Healthcare	3.9
Industrial Goods	2.9

Geographic Allocation (%)



Region	%
North America	95.0
Europe	3.3
Asia	1.6
Latin America	0.1

Growth of \$10,000

As of March 31, 2024

\$13,363





Equitable Life Active Balanced Income Portfolio Select

Top 10 Holdings (%)

As of March 31, 2024

Name	%
Equitable Life Active Canadian Bond Fund	44.90
BMO S&P 500 Index ETF (ZSP)	10.40
TD Canadian Bank Dividend Index ETF (TBNK)	6.20
BMO S&P 500 Hedged to CAD Index ETF (ZUE)	5.84
Fidelity Canadian High Quality ETF (FCCQ)	5.24
TD Q Canadian Dividend ETF (TQCD)	5.16
BMO Low Volatility Canadian Equity ETF (ZLB)	4.78
Franklin International Equity Index ETF (FLUR)	4.40
SPDR Dow Jones Industrial Average ETF Trust (DIA)	3.89
CANADA Cash and Receivables, Payables	3.46

Calendar Return (%)

As of March 31, 2024

Period	2023	2022	2021	2020	2019	2018	2017	2016	2015	2014
Fund	6.77	-11.41	8.34	2.52	11.66	-4.73	3.82	2.33	-0.46	7.45
Quartile	4	4	3	4	3	3	4	4	4	3

Compound Return (%)

As of March 31, 2024

Period	1 mth	3 mths	6 mths	1 yr	3 yr	5 yr	10 yr
Fund	1.74	2.65	9.86	6.19	1.44	2.35	2.40
Quartile	3	4	4	4	4	4	4

Fund Information

Description	Guarantee Fee	NL	NL-CB	NL-CB5	DSC	LL
Investment Class (75/75)	-	ELC738	ELC3038	ELC5038	ELC638	ELC1238
Estate Class (75/100)	0.25%	ELC938	ELC3138	ELC5138	ELC838	ELC1338
Protection Class (100/100)	0.55%	ELC1138	ELC3238	ELC5238	ELC1038	ELC1438
				Available for new sales		
				Not available for new sales		

Fund Category

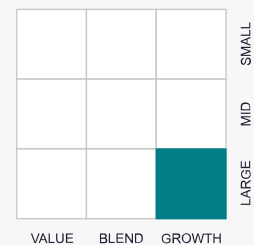
Canadian Neutral Balanced

Portfolio Manager

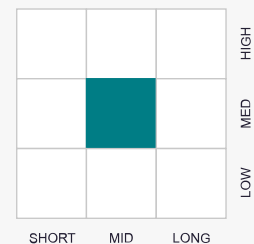
The Equitable Life Insurance Company of Canada

Investment Style

Equity



Fixed Income



Sustainable Investments include investments that intend to apply one or more ESG (Environmental, Social and Governance) principles in their investment strategy.

* indicates simulated returns given that the Equitable Life segregated fund was not available for these periods. Simulated returns reflect the past investment performance of the underlying fund, with estimated adjustments made for applicable Management Expense Ratios (MER) and HST. Simulated returns are not a guarantee of future performance of the underlying fund or the Equitable Life segregated fund.

† Management Expense Ratios (MERs) are based on figures as of January 1st of the current year and are unaudited. MERs may vary at any time. The MER is the combination of the management fee, insurance fee, operating expenses, HST, and any other applicable sales tax for the fund and for the underlying fund.

All returns are calculated after taking expenses, management and administration fees into account. ANY AMOUNT THAT IS ALLOCATED TO A SEGREGATED FUND IS INVESTED AT THE RISK OF THE OWNER AND MAY INCREASE OR DECREASE IN VALUE. Segregated fund values change frequently, and past performance does not guarantee future results.

Pivotal Select, Together Protecting Today – Preparing Tomorrow, Equitable Life, and Equitable Life of Canada are trademarks of The Equitable Life Insurance Company of Canada.

This information is being provided to you for general information purposes only. Equitable Life of Canada and its representatives have no control over the function or design of the software which has assembled these reports and they may not contain accurate or current unit values.